

Project:			Submitted by:	
Qty:		Type:		
Product Number:			Date:	

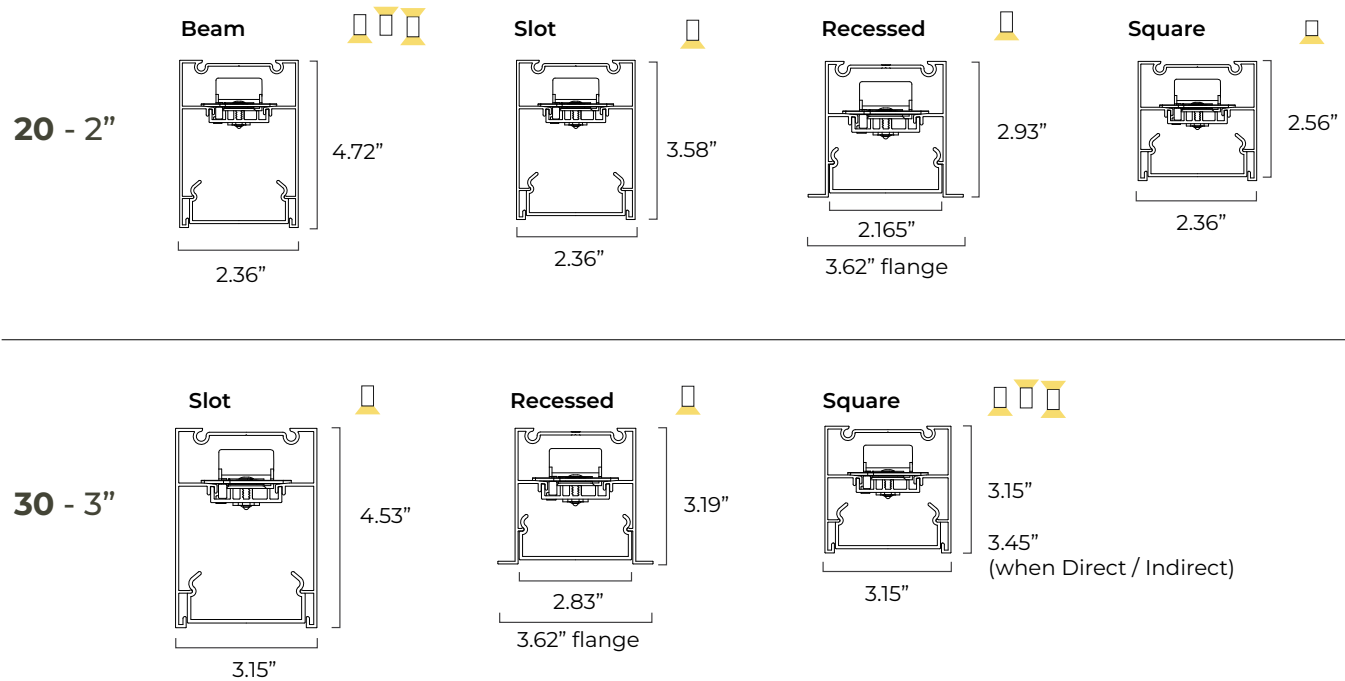


Beamline is a versatile linear lighting system designed for effortless installation and long-term flexibility. Its intuitive joining mechanism and removable gear trays simplify maintenance and future upgrades, while a range of diffuser options, multi-bend connections, and architectural finishes let you tailor the light to your design vision.

## Features

- ▶ 2" / 3" profiles.
- ▶ Quick connect wiring for service / sustainability.
- ▶ Fully illuminated bends / joiners.
- ▶ Suspended, surface, recessed and wall mounting
- ▶ Low-glare optics available
- ▶ Sensor / control options

## Sizes



Project:				Submitted by:	
Qty:		Type:			
Product Number:				Date:	

## Specifications

SIZES	SHAPES:	IP RATING	LIGHT DISTRIBUTION	DIFFUSER / OPTICS
<b>Nominal Profile widths:</b> 2 inch 3 inch  <b>Nominal Profile lengths:</b> 2ft = 600 mm 3ft = 900 mm 4ft = 1200mm 5ft = 1800mm 8ft = 2400mm	<ul style="list-style-type: none"> <li>Recessed</li> <li>Square</li> <li>Square</li> <li>Direct/Indirect</li> <li>Slot</li> </ul>	<b>IP20</b> indoor use	<ul style="list-style-type: none"> <li>Direct (standard)</li> <li>Indirect (standard)</li> <li>Direct/Indirect</li> </ul>	<ul style="list-style-type: none"> <li>Polycarbonate</li> <li>Low UGR</li> </ul>

CCT	CRI	DRIVER	DIMMING	ELECTRICAL	OUTPUT
<ul style="list-style-type: none"> <li>3000k</li> <li>3500k</li> <li>4000k</li> </ul>	90 CRI standard	<ul style="list-style-type: none"> <li>Non dimming fixed output</li> <li>0-10v dimming</li> <li>Casambi wireless</li> </ul>	<b>Standard:</b> ON/OFF  <b>Optional:*</b> 0-10V	6 - 14 W/ft PF > 0.9 THD < 9.8%  <b>Voltage</b> <ul style="list-style-type: none"> <li>120-277 Universal</li> <li>347 Canada</li> </ul>	<ul style="list-style-type: none"> <li>250 lm/ft</li> <li>500 lm/ft</li> <li>750 lm/ft</li> <li>1000 lm/ft</li> <li>1250 lm/ft</li> </ul> *Custom lumen outputs available upon request)

LIFETIME	EFFICACY
7 years, 82k hours  Operating Temp: -25°C to 35°C	100 - 124 Lm/W (depending on options and finishes)

FINISH	MOUNTING	ACCESSORY OPTIONS
Aluminium extrusion with powder-coated finish:  <b>Standard powder-coated colors are:</b>  <ul style="list-style-type: none"> <li>Textured White</li> <li>Textured Black</li> <li>Silver Pearl</li> <li>Clear Anodized</li> </ul> <b>Custom powder-coat on request:</b> <ul style="list-style-type: none"> <li>Custom Color RAL</li> <li>Custom Color Anodized</li> </ul>	<ul style="list-style-type: none"> <li>Wire Suspension</li> <li>Rod Suspension</li> <li>Recessed</li> <li>Wall Block</li> <li>Wall Direct</li> <li>Ceiling Mount</li> <li>Trimless Recess</li> <li>Flush Mount</li> <li>Recessed Flange</li> </ul>	<ul style="list-style-type: none"> <li>Integral Emergency</li> <li>Downlight</li> <li>Sensor</li> <li>Canopy Plate</li> <li>Screwless Endplate</li> <li>Remote Driver</li> </ul>

JOINER OPTIONS:	CONNECTIONS:
Lit corner 90° / Cross 90° / T 90° / Straight 180° Join	Fast connecting joining system with polarized electrical connection between sections

CERTIFICATION:	WARRANTY:
<b>UL Compliant</b> IP20 Standard. IP55 versions available.	Standard: 5 Year limited warranty.

\*Custom options may affect pricing and lead times. Contact PAL for more information.



Project:		Submitted by:	
Qty:		Type:	
Product Number:		Date:	

## Ordering

**ORDERING EXAMPLE:** BL-20-BE-20-D/I-PC-PC-40-90-ND-U-750-TW-RD-ET-6

### 1: FORM

SERIES	SIZE	SHAPE	IP RATING
<b>BL</b>			<b>20</b>
<b>BL</b> Beamline	<b>20</b> 2 inches	<b>BE*</b> Beam	<b>IP20</b> indoor use
	<b>30</b> 3 inches	<b>SQ</b> square	
		<b>SQD/I</b> square Direct/Indirect	
		<b>SL</b> Slot	
		<b>RE</b> recessed	
		* NOT AVAILABLE for BL-30	

### 2: OPTICS

DISTRIBUTION	DOWNWARD - DIFFUSER/OPTICS	CCT
<b>D</b> Direct	<b>PC</b> Polycarbonate	<b>30</b> 3000k
<b>I</b> Indirect	<b>LU</b> low UGR	<b>35</b> 3500k
<b>D/I</b> Direct/Indirect		<b>40</b> 4000k
	<b>UPWARD - DIFFUSER/OPTICS</b>	
		<b>CRI</b>
	<b>PC</b> Polycarbonate	<b>90</b>
	<b>LU</b> low UGR	<b>90</b> 90 CRI standard

### 3: ELECTRICAL

DRIVER	VOLTAGE	OUTPUT
<b>ND</b> non dimming fixed output	<b>U</b> 120-277 Universal	<b>250</b> 250 lumens
<b>A1</b> 0-10v dimming	<b>3</b> 347 Canada	<b>500</b> 500 lumens
<b>CS</b> casambi wireless		<b>750</b> 750 lumens
		<b>1000</b> 1000 lumens
		<b>1250</b> 1250 lumens
		<b>O___</b> Custom lumen

### 4: FINISH

HOUSING FINISH
<b>TW</b> Textured White
<b>TB</b> Textured Black
<b>SV</b> Silver Pearl
<b>CA*</b> Clear Anodized
<b>C___</b> Custom Color RAL
<b>CC___</b> Custom Color Anodized
*Additional option available upon request — consult factory.

### 5: MOUNTING

MOUNTING
<b>WS</b> Wire Suspension
<b>RD</b> Rod Suspension
<b>RE*</b> Recessed
<b>WB</b> Wall Block
<b>WD</b> Wall Direct
<b>CE</b> Ceiling Mount
<b>TR</b> Trimless recess
<b>FM</b> Flush Mount
<b>RF*</b> Recessed Flange
*Recessed (RE) SHAPE only.

### 6: OPTIONS

OPTIONS
<b>ET</b> Integral Emergency
<b>DL</b> Downlight
<b>SN</b> Sensor
<b>CN</b> Canopy Plate
<b>SE</b> Screwless endplate
<b>RM</b> Remote driver
Add all options that apply.

### 7: LENGTH

NOMINAL LENGTHS*
<b>2</b> 2ft (600 mm)
<b>3</b> 3ft (900 mm)
<b>4</b> 4ft (1200mm)
<b>6</b> 5ft (1800mm)
<b>8</b> 8ft (2400mm)
<b>___*</b> Custom Length in ft
*Custom lengths can be specified to fit standard lengths OR to the inch. Specifying to the inch will be subject to additional lead time and costs.



Project:			Submitted by:	
Qty:		Type:		
Product Number:			Date:	

## Joining Options

### Joiners

(only available for PC diffusers.  
Unless advised, joiners will be illuminated, match finish, and match light distribution.)

### Custom Patterns

(Describe the requested form/pattern -  
ex. "1 square, approx. 4' in width")



**BL L90**  
"L" joiner, 90°



**BL T90**  
"T" joiner, 90°



**BL X90**  
"X" joiner, 90°



**BL V135**  
Bend joiner, 135°



XXX° (acute)

**BL V**\_\_\_\_\_

Custom angle - include degree



**BL CTW90**

Ceiling to Wall, 90°



**BL VERT**\_\_\_\_\_

Custom vertical bend

## Finishes

### Standard Colors



Textured White



Textured Black



Silver Pearl



Clear Anodized

### Additional Colors / Finishes (Extra Cost)

RAL Colors

Rust / Timbers

Anodized

Concrete Finishes

Non-Standard Colors

For a full color  
swatch chart,  
click or scan the  
QR code




Project:		Submitted by:	
Qty:		Type:	
Product Number:		Date:	

## Optics

### Diffuser options:


#### Optical control (Downward Diffuser)



Low UGR  
Plexiglass

Polycarbonate

#### Optical control (Upward Diffuser)



Low UGR  
Plexiglass

Polycarbonate

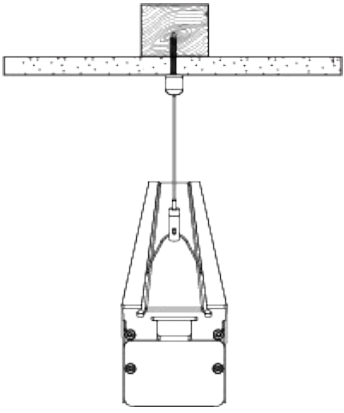

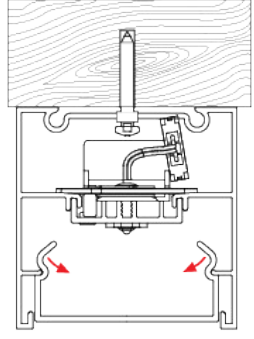



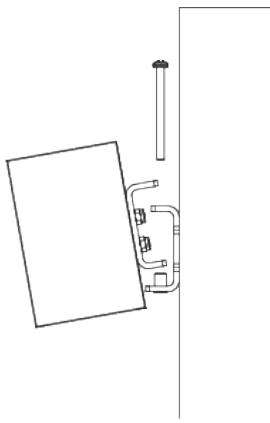
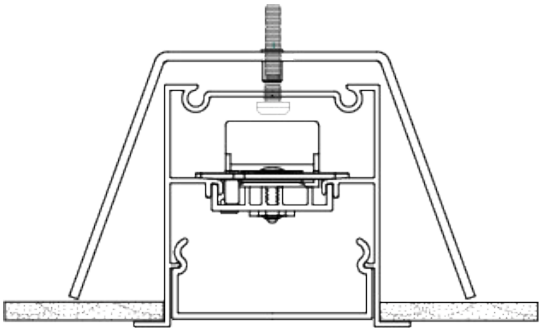

### Diffuser definitions:

**Low UGR Plexiglass:** A specially treated clear lens designed to reduce glare and improve visual comfort while preserving strong light transmission.

**Polycarbonate:** A diffused, impact-resistant lens that delivers soft, uniform illumination with excellent durability.

Project:		Submitted by:	
Qty:		Type:	
Product Number:		Date:	

## Mounting

 <p data-bbox="235 913 503 955">Wire Suspension</p>	 <p data-bbox="722 913 950 955">Rod Suspension</p>	 <p data-bbox="1201 913 1421 955">Surface Mount</p>
<p data-bbox="251 1018 414 1102"><b>Instructions</b> Click or scan the QR code</p> 	<p data-bbox="738 1018 901 1102"><b>Instructions</b> Click or scan the QR code</p> 	<p data-bbox="1209 1018 1372 1102"><b>Instructions</b> Click or scan the QR code</p> 
 <p data-bbox="349 1669 535 1711">Wall Bracket</p>	 <p data-bbox="1120 1669 1258 1711">Recessed</p>	
<p data-bbox="495 1774 657 1858"><b>Instructions</b> Click or scan the QR code</p> 	<p data-bbox="1209 1774 1372 1858"><b>Instructions</b> Click or scan the QR code</p> 