


# Delgada™ - LED Curved Wall Mount Series

Shown with 4 1/2" Extended End



Shown with Flat End

Catalog Number	Type
Project Name	

## DCP-I/D-LED

8 - 1/8" x 2" Indirect/Direct Wall



### S P E C I F I C A T I O N S

#### Housing

Two-piece .080" thick extruded aluminum. Standard lengths are 4' and 8'. Provisions may be made for patterns and continuous rows of any length.

#### End Caps

- (FE) Flat End – .100" thick die-cast aluminum finished to match fixture housing and secured with no visible fasteners
- (XE) 4 1/2" Extended End – .100" thick die-cast aluminum finished to match fixture housing and secured with no visible fasteners

#### Finish

Standard and premium finishes are baked powder coat electrostatically applied (2.0 mil minimum thickness) to assure aesthetics and durability.

#### Indirect Optical Controls

- (OC6) Reflector - Nominal 60% ↑ 40%↓

#### Direct Optical Control

- (LOH) Linear Micro-Prismatic Lens - formulated for LED diffusion and maximum light transmission.

#### Reflector / Heat Sink

.040" thick aluminum finished with a low gloss/ high-reflectance baked white powder coat.

#### Light Engine (Standard)

LED light source available for 3000K, 3500K and 4000K CCT, in high and medium light outputs.

#### Driver (Standard)

Power supply is UL/CUL recognized, 0-10V dimming available, 120-277 universal voltage. Consult factory for 347V.

#### Driver (Tunable White)

EldoLED power supply is UL recognized, DALI or DMX available, 120-277 universal voltage.

#### Light Engine (Tunable White)

Tunable White LED light source available for 2700K thru 6500K CCT, and 80 or 90 CRI. Contact factory for available outputs.

#### Circuitry

All fixtures are factory pre-wired for a single circuit. Provision for multiple switching/circuiting is optional.

#### Wiring

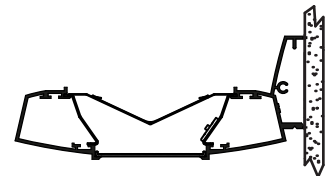
All fixtures intended for continuous rows are provided with factory installed quick-connect wiring.

#### Controls

Contact factory for control by Occupancy Sensors, Photo Controls and Daylight Harvesting.

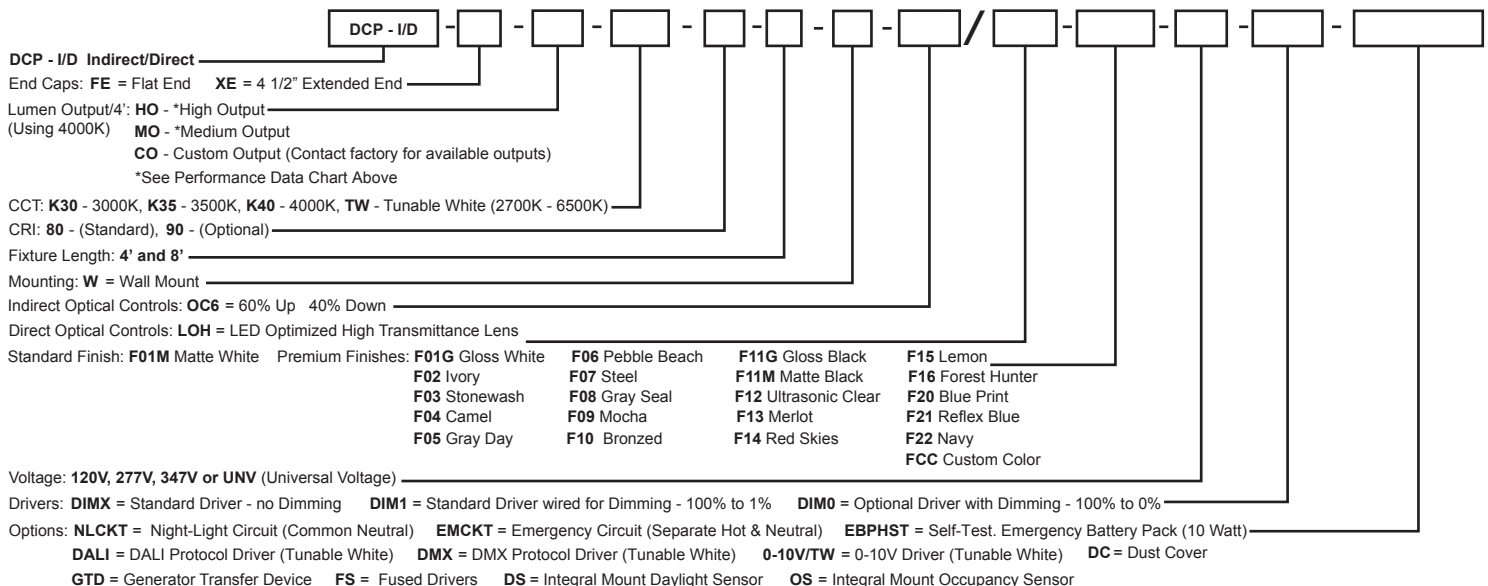
#### Certification

Fixtures are ETL listed for use in 'Dry or Damp Applications.' Conforms to UL Standard #1598 and to CAN/CSA #C22.2No.250.0.



Performance Data - (Standard LED Modules)					
Distribution	Output	Del'd Lumens/4'	System Watts/4'	Lms/Watt	DLC QPL Listed
60 ↑ / 40↓	HO	3616	32	113	Yes
60 ↑ / 40↓	MO	2355	20	120	Yes

Sample Catalog Number: **DCP-I/D - FE - HO - K40 - 80 - 4 - W - OC6 / LOH - F01M - 120 - DIM1 - OPTIONS**



Precision Architectural Lighting 4830 Timber Creek Drive Houston, Texas 77017  
Tel 713.946.4343 Fax 713.946.4441 www.pal-lighting.com



# Wall DCP - I/D - HO - K40 - OC6/LOH



## Indirect/Direct-High Output

### LED Optimized High Transmittance Lens

**Catalog Number:** DCP-I/D-HO-K40-4-W-OC6/LOH-120

**Report Number:** LLIA# 000537-003.ies

**Luminaire Description:** Extruded Aluminum Housing with White Aluminum Reflectors and LED Optimized Acrylic Lower Lens

**LED Modules:** Multiple White Low-Power Light Emitting Diodes (LEDs) in a precise layout.

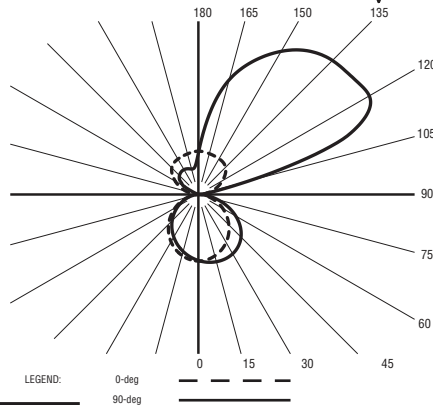
Total Luminaire Efficacy = 112.6 Lm/W

63% Up 37% Down

Color Rendering Index (CRI) = 82

### CANDELA DISTRIBUTION

	0.0	22.5	45.0	67.5	90.0
0	455	455	455	455	455
5	464	465	462	456	454
15	477	475	464	447	434
25	475	470	449	420	400
35	455	446	416	377	351
45	410	398	364	320	292
55	338	325	292	251	224
65	241	230	203	174	154
75	132	126	110	93	82
85	27	27	26	24	22
90	3	2	2	1	0
95	17	19	26	66	23
105	345	422	480	242	94
115	1262	1154	910	462	158
125	1335	1226	1020	610	216
135	1298	1197	987	666	261
145	1209	1120	924	643	279
155	1042	977	825	569	284
165	816	772	653	465	289
175	453	436	398	348	296
180	296	296	296	296	296



LEGEND: 0-deg 90-deg



Precision Architectural Lighting

## LED lighting facts®

A Program of the U.S. DOE

---

<b>Light Output (Lumens)</b>	<b>3616</b>
<b>Watts</b>	<b>32.07</b>
<b>Lumens per Watt (Efficacy)</b>	<b>112.6</b>

---

<b>Color Accuracy</b>	<b>82</b>
Color Rendering Index (CRI)	

---

<b>Light Color</b>	<b>3998 (Bright White)</b>
Correlated Color Temperature (CCT)	

Warm White	Bright White	Daylight	
2700K	3000K	4500K	6500K

---

<b>Warranty**</b>	<b>Yes</b>
-------------------	------------

All results, except LED Lumen Maintenance, are according to IESNA LM-79-2008: Approved Method for the Electrical and Photometric Testing of Solid-State Lighting. The U.S. Department of Energy (DOE) verifies product test data and results.

\*\* See [www.lightingfacts.com/products](http://www.lightingfacts.com/products) for details.

Registration Number: 1NRP-ZHELA5 (2/23/2016)  
Model Number: DXP-I/D-XHO-K40-4-X-OC6/LOH-X-120  
Type: Luminaire - Linear

# Wall DCP - I/D - MO - K40 - OC6/LOH



## Indirect/Direct-Medium Output

### LED Optimized High Transmittance Lens

**Catalog Number:** DCP-I/D-MO-K40-4-W-OC6/LOH-120

**Report Number:** LLIA# 000537-001-R01.ies

**Luminaire Description:** Extruded Aluminum Housing with White Aluminum Reflectors and LED Optimized Acrylic Lower Lens

**LED Modules:** Multiple White Low-Power Light Emitting Diodes (LEDs) in a precise layout.

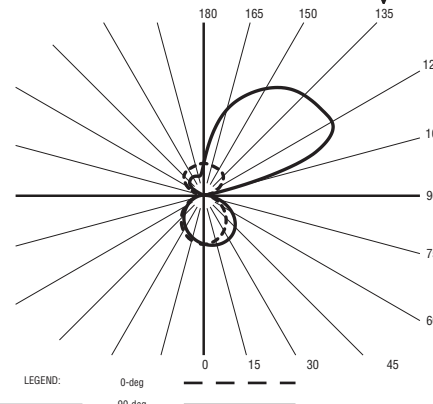
Total Luminaire Efficacy = 119.5 Lm/W

63% Up 37% Down

Color Rendering Index (CRI) = 82

### CANDELA DISTRIBUTION

	0.0	22.5	45.0	67.5	90.0
0	295	295	295	295	295
5	301	302	300	296	294
15	310	309	302	290	282
25	309	305	292	273	260
35	296	290	271	245	228
45	268	259	237	208	189
55	221	212	190	164	146
65	158	151	133	113	100
75	88	83	73	61	54
85	19	19	18	16	15
90	2	2	1	0	0
95	15	16	19	48	15
105	298	337	328	159	60
115	841	760	598	297	101
125	879	795	658	391	138
135	852	773	634	425	167
145	790	722	590	407	178
155	679	631	527	358	180
165	530	498	417	294	185
175	289	278	254	222	190
180	189	189	189	189	189



LEGEND: 0-deg 90-deg



Precision Architectural Lighting

## LED lighting facts®

A Program of the U.S. DOE

---

<b>Light Output (Lumens)</b>	<b>2355</b>
<b>Watts</b>	<b>19.64</b>
<b>Lumens per Watt (Efficacy)</b>	<b>119.5</b>

---

<b>Color Accuracy</b>	<b>82</b>
Color Rendering Index (CRI)	

---

<b>Light Color</b>	<b>4001 (Bright White)</b>
Correlated Color Temperature (CCT)	

Warm White	Bright White	Daylight	
2700K	3000K	4500K	6500K

---

<b>Warranty**</b>	<b>Yes</b>
-------------------	------------

All results, except LED Lumen Maintenance, are according to IESNA LM-79-2008: Approved Method for the Electrical and Photometric Testing of Solid-State Lighting. The U.S. Department of Energy (DOE) verifies product test data and results.

\*\* See [www.lightingfacts.com/products](http://www.lightingfacts.com/products) for details.

Registration Number: 1NRP-FOLIBC (2/23/2016)  
Model Number: DXP-I/D-XMO-K40-4-W-OC6/LOH-X-120  
Type: Luminaire - Linear

For more information, visit our website at [www.pal-lighting.com](http://www.pal-lighting.com)



Precision Architectural Lighting 4830 Timber Creek Drive Houston, Texas 77017  
Tel 713.946.4343 Fax 713.946.4441 [www.pal-lighting.com](http://www.pal-lighting.com)



Made in America