


Round Series

Catalog Number	Type
Project Name	

Shown with Linear Prismatic Lens



Shown with White Radial Baffle

AR601 • AR602 • AR618

6³/₄" Round
110° Direct Aperture
(T8, T5 or T5HO Lamps)

S P E C I F I C A T I O N S

Housing

One-piece .125" thick extruded aluminum. Die-cast aluminum end plates are secured with no visible fasteners. Standard lengths are 4', 8' and 12'. Provisions may be made for patterns and continuous rows of any length.

Finish

Standard and premium finishes are baked powder coat electrostatically applied (2.0 mil minimum thickness) to assure aesthetics and durability. Standard finish for stems and canopies is white.

Direct Optical Controls

- (LP) Clear extruded 100% DR acrylic linear prismatic lens
- (WD) Clear extruded 100% DR acrylic linear prismatic wide distribution lens
- (BW) One-piece white aluminum radial baffle

Reflectors

Die-formed from .020" thick aluminum and finished with a high reflectance white enamel.

Ballast

Standard ballasts for T5 and T5HO lamps are UL/CUL listed, Class P, HPF, electronic, universal 120/277volt, programmed rapid start with <10% THD.

Standard ballasts for T8 lamps are UL/CUL listed, Class P, HPF, electronic, universal 120/277volt, instant start with <10% THD.

Circuitry

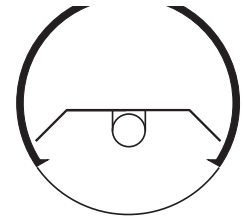
All fixtures are factory pre-wired for a single circuit. Provision for multiple switching/circuiting is optional.

Controls


Contact factory for control by Occupancy Sensors, Photo Controls and Daylight Harvesting.

Certification


All fixtures are UL/CUL listed for use in 'Dry Applications'. 'Damp Location' is optional.



AR601



AR602



AR618

Standard Lengths:
4', 8' and 12'

Series
AR601
AR602
AR618

Mounting

- CN = Cable (Non-Tbar) Fully Adjustable (36" Standard)
- P = Rigid Stem (Up to 48" Standard)
- K = Swivel Stem (Up to 48" Standard)
- J = Ceiling
- W = Wall
- T = Telescoping End

AR601-12-CN-LP-F01M-V-T8-[]

Direct Optical Controls

- LP**
Linear Prismatic Lens
- WD**
Wide Distribution Lens (AR601 only)
- BW**
White Radial Baffle

Standard Finishes

- F01M** Matte White
- F01G** Gloss White
- Premium Finishes**
- F02** Ivory
- F03** Stonewash
- F04** Camel
- F05** Gray Day
- F06** Pebble Beach
- F07** Steel
- F08** Gray Seal
- F09** Mocha
- F10** Bronzed
- F11** Black
- F12** Ultrasonic Clear
- F13** Merlot
- F14** Red Skies
- F15** Lemon
- F16** Forest Hunter
- F17** Olive
- F18** Khaki
- F19** Heather Green
- F20** Blue Print
- F21** Reflex Blue
- F22** Navy
- FCC** Custom Color

Voltage

- 120 T8
- 277 T5
- 347 T5HO

Lamp Type

Options

- SS-I/O** (Inboard/Outboard) Lamp Row Switching (Common Neutral Utilized)
- SS-L/R** (Left/Right) Lamp Row Switching (Common Neutral Utilized)
- NLCKT** Separate Night Light Circuit
- EMCKT** Separate Emergency Circuit
- EBPL** Emergency Battery Pack (635-700 Lumens)
- EBPH** Emergency Battery Pack (975-1325 Lumens)
- Dim** Dimming
- FS** Fused Ballasts
- GTD** Generator Transfer Device
- ROT** Rotatable

To view Wood Grain, Marble and Granite Finishes on our Website see "Products"-"Specialty Finishes".



AR601

6 3/4" Round Direct

Wide Distribution Linear Prismatic Lens

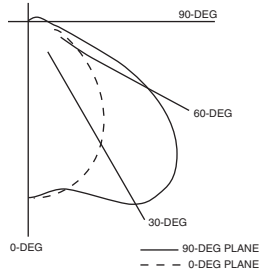
Catalog Number: AR601-4-X-WD-F01-120-T12

Report Number: LTL #00230.ies

Luminaire Description: Extruded Aluminum Housing, White Enamel Reflector

Lamps: One F40T12/CW rated 3150 lumens

Spacing Criteria: 0° 90°
1.2 1.8



CANDELA DISTRIBUTION

LUMENS

	0.0	22.5	45.0	67.5	90.0	
0	0	526	526	526	526	526
5	526	522	515	512	512	49
15	502	484	494	513	522	142
25	450	443	502	562	587	235
35	377	404	536	621	640	324
45	285	371	552	595	609	379
55	191	357	472	497	496	372
65	110	281	329	285	267	266
75	44	134	110	96	98	113
85	4	41	45	52	53	47
90	0	19	32	42	46	
95	0	9	23	36	42	24
105	0	2	11	25	31	14
115	0	1	5	14	16	7
125	0	0	0	3	4	1
135	0	0	0	0	0	0
145	0	0	0	0	0	0
155	0	0	0	0	0	0
165	0	0	0	0	0	0
175	0	0	0	0	0	0
180	0	0	0	0	0	0

COEFFICIENTS OF UTILIZATION - ZONAL CAVITY METHOD

Effective Floor Cavity Reflectance 0.20

RC	80			70			50			30			10			0		
RW	70	50	30	10	70	50	30	10	50	30	10	50	30	10	50	30	10	0
0	74	74	74	74	72	72	72	72	69	69	69	66	66	66	63	63	63	61
1	68	65	62	60	66	64	61	59	61	59	57	58	56	55	55	54	53	52
2	62	57	53	49	60	56	52	49	53	50	47	51	48	46	49	47	45	43
3	57	50	45	41	55	49	44	41	47	43	40	45	42	39	43	41	38	37
4	52	44	39	35	50	43	38	34	42	37	34	40	36	33	38	35	32	31
5	47	39	33	29	45	38	33	29	36	32	28	35	31	28	34	30	27	26
6	43	34	29	24	41	34	28	24	32	27	24	31	27	24	30	26	23	22
7	39	30	25	21	38	30	25	21	29	24	20	28	23	20	27	23	20	19
8	36	27	22	18	35	27	21	18	26	21	17	25	20	17	24	20	17	16
9	33	24	19	15	32	24	18	15	23	18	15	22	18	15	21	17	14	13
10	30	22	17	13	30	21	16	13	21	16	13	20	16	13	19	15	13	11

QUICK SELECTION TABLE

Number of 4' luminaires required for initial illumination of 50 footcandles

Luminaire suspension length = 18" Working Plane Height = 30" Floor Reflectance = .20

Room HT	8				9				10				12				
Ceil RF	80		70		80		70		80		70		80		70		
Wall RF	70	50	50	30	70	50	50	30	70	50	50	30	70	50	50	30	
Width	Length																
10.	10.	4	4	4	5	4	5	5	5	4	5	5	6	5	6	6	8
10.	15.	5	5	6	6	5	6	6	7	6	7	7	8	6	8	8	10
15.	20.	8	9	9	10	9	10	10	11	9	11	11	12	10	12	13	14
15.	30.	12	13	13	14	13	14	14	15	13	15	15	17	14	17	17	19
20.	20.	11	12	12	13	11	12	13	14	12	13	13	15	13	15	15	17
20.	30.	15	16	17	18	16	17	18	19	17	18	19	20	18	20	21	23
20.	40.	20	21	22	23	21	22	23	24	21	23	24	26	23	26	26	29
20.	60.	29	31	32	33	30	32	33	35	31	34	35	37	33	37	38	41
30.	30.	22	23	24	25	23	24	25	26	24	26	26	28	25	28	28	31
30.	40.	29	30	31	32	30	32	32	34	30	33	34	36	32	35	36	39
30.	50.	36	37	38	40	37	39	40	42	37	40	41	43	39	43	44	47
30.	60.	43	44	45	47	43	46	47	49	44	47	48	51	47	51	52	56
60.	60.	82	84	86	89	83	86	88	91	85	88	90	94	87	92	94	99
60.	80.	108	111	114	116	110	113	116	119	111	116	118	122	114	120	123	128
60.	100.	135	138	141	144	136	140	144	147	138	143	146	151	141	148	152	158
100.	100.	222	225	231	234	224	228	234	238	226	231	237	242	230	238	244	251

AR602

6 3/4" Round Direct

Linear Prismatic Lens

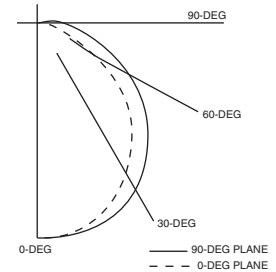
Catalog Number: AR602-4-X-LP-F01-120-T12

Report Number: LTL #00235.ies

Luminaire Description: Extruded Aluminum Housing, White Enamel Reflector

Lamps: Two F40T12/CW rated at 3150 lumens each

Spacing Criteria: 0° 90°
1.2 1.3



CANDELA DISTRIBUTION

LUMENS

	0.0	22.5	45.0	67.5	90.0	
0	1088	1088	1088	1088	1088	1088
5	1075	1081	1082	1086	1088	103
15	1033	1042	1056	1066	1070	298
25	947	967	992	1014	1021	456
35	819	848	891	919	926	553
45	654	694	748	781	789	568
55	453	502	571	606	612	494
65	238	300	393	428	435	362
75	76	152	252	282	288	231
85	9	65	144	166	168	127
90	1	38	103	117	116	
95	0	21	69	77	76	57
105	0	3	24	28	27	19
115	1	1	5	9	10	5
125	0	0	2	3	4	1
135	0	0	0	0	1	0
145	0	0	0	0	0	0
155	0	0	0	0	0	0
165	0	0	0	0	0	0
175	0	0	0	0	0	0
180	0	0	0	0	0	0

COEFFICIENTS OF UTILIZATION - ZONAL CAVITY METHOD

Effective Floor Cavity Reflectance 0.20

RC	80			70			50			30			10			0		
RW	70	50	30	10	70	50	30	10	50	30	10	50	30	10	50	30	10	0
0	62	62	62	62	60	60	60	60	57	57	57	54	54	54	52	52	51	
1	56	54	52	50	55	52	50	49	50	48	47	48	46	45	46	45	44	42
2	51	47	44	41	50	46	43	40	44	41	39	42	40	38	40	39	37	36
3	47	42	38	34	46	41	37	34	39	36	33	38	35	33	36	34	32	31
4	43	37	33	29	42	36	32	29	35	31	28	34	30	28	32	30	27	26
5	39	33	28	25	38	32	28	25	31	27	24	30	26	24	29	26	24	22
6	36	29	25	22	35	29	25	21	28	24	21	27	23	21	26	23	21	19
7	33	26	22	19	33	26	22	19	25	21	18	24	21	18	23	20	18	17
8	31	24	19	16	30	23	19	16	23	19	16	22	18	16	21	18	16	15
9	28	21	17	14	28	21	17	14	20	16	14	20	16	14	19	16	13	12
10	26	19	15	12	26	19	15	12	18	15	12	18	14	12	17	14	12	11

QUICK SELECTION TABLE

Number of 4' luminaires required for initial illumination of 50 footcandles

Luminaire suspension length = 18" Working Plane Height = 30" Floor Reflectance = .20

Room HT	8				9				10				12				
Ceil RF	80		70		80		70		80		70		80		70		
Wall RF	70	50	50	30	70	50	50	30	70	50	50	30	70	50	50	30	
Width	Length																
10.	10.	2	3	3	3	3	3	3	3	3	3	3	3	3	4	4	5
10.	15.	3	3	4	4	3	4	4	4	4	4	4	4	4	5	5	6
15.	20.	5	6	6	6	6	6	6	7	6	7	7	7	6	7	8	9
15.	30.	7	8	8	9	8	9	9	9	8	9	9	10	9	10	10	12
20.	20.	7	7	7	8	7	8	8	8	7	8	8	9	8	9	9	10
20.	30.	9	10	10	11	10	11	11	12	10	11	11	12	10	11	12	14
20.	40.	12	13	13	14	13	14	14	15	13	14	15	16	14	16	16	18
20.	60.	18	19	19	20	18	20	20	21	19	21	21	23	20	22	23	25
30.	30.	14	14	15	15	14	15	15	16	14	16	16	17	15	17	17	19
30.	40.	18	19	19	20	18	19	20	21	19	20	20	22	20	21	22	24
30.	50.	22	23	23	24	22	24	24	25	23	24	25	26	24	26	27	29
30.	60.	26	27	28	29	26	28	29	30	27	29	30	31	28	31	32	34
60.	60.	50	51	52	54	51	52	54	55	51	54	55	57	53	56	57	60
60.	80.	66	67	69	71	67	69	70	72	67	70	72	74	69	73	75	78
60.	100.	82	83	86	87												