

REPORT NUMBER: ITL77259

PAGE: 1 OF 4

ISSUE DATE: 05/17/13

REVISED: 06/18/13

PREPARED FOR: PRECISION ARCHITECTURAL LIGHTING

CATALOG NUMBER: MLP5-D1-4-LP-120-T8

LUMINAIRE: EXTRUDED METAL HOUSING WITH WHITE PAINTED GENERAL INTERIOR FINISH AND FABRICATED WHITE PAINTED FLAT METAL END CAPS, FORMED WHITE PAINTED METAL REFLECTOR AND SOCKET MOUNTING BRACKETS, EXTRUDED CLEAR MICRO-LINEAR PRISMATIC ACRYLIC LENS. LENS PRISMS DOWN AND PARALLEL WITH LAMP.

LAMP: ONE 32-WATT T-8 FO32/835 LINEAR FLUORESCENT.

BALLAST: UNIVERSAL B232IUNV-C

THE 0 DEGREE PLANE IS PARALLEL WITH THE LAMP.

TOTAL REFLECTANCE OF PAINT = 89.3 %

MOUNTING: SURFACE/SUSPENDED

TOTAL INPUT WATTS = 32.0 AT 120.0 VOLTS

REPORT IS BASED ON 2950 LUMENS PER LAMP.

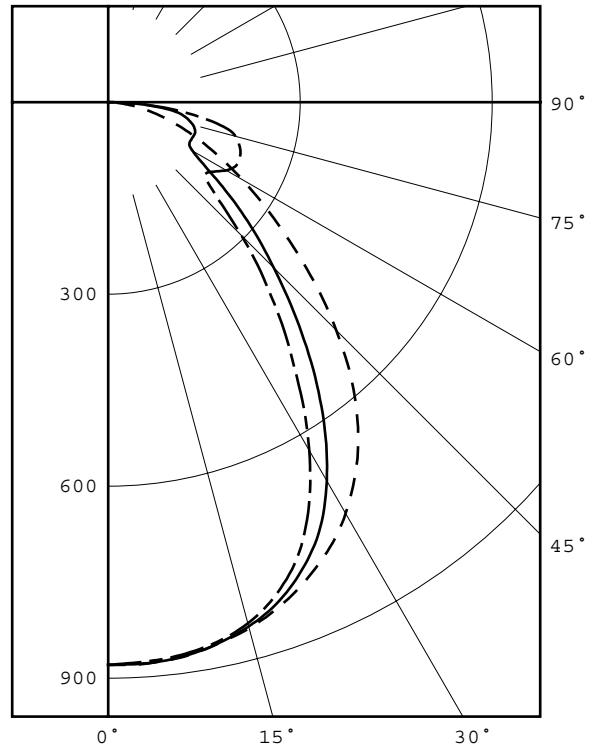

CANDELA DISTRIBUTION						FLUX
	0.0	22.5	45.0	67.5	90.0	
0	879	879	879	879	879	
5	878	871	878	878	875	83
15	851	843	848	847	843	238
25	789	775	763	743	731	348
35	679	639	581	530	508	365
45	504	446	366	312	294	295
55	316	276	201	180	191	209
65	181	153	142	205	224	174
75	87	76	137	190	206	143
85	19	35	71	81	80	62
90	0	0	0	0	0	

ZONAL LUMEN SUMMARY			
ZONE	LUMENS	%LAMP	%FIXT
0- 30	670	22.7	34.9
0- 40	1034	35.1	53.9
0- 60	1538	52.1	80.2
0- 90	1918	65.0	100.0
90-180	0	0.0	0.0
0-180	1918	65.0	100.0

TOTAL LUMINAIRE EFFICIENCY = 65.0 %

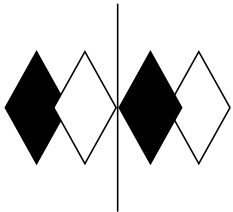
CIE TYPE - DIRECT
PLANE : 0-DEG 90-DEG
SPACING CRITERIA : 1.25 1.10
SHIELDING ANGLES : 90 90
LUMINOUS LENGTH : 48.000 4.875

LUMINANCE DATA IN CANDELA/SQ M			
ANGLE IN DEG	AVERAGE 0-DEG	AVERAGE 45-DEG	AVERAGE 90-DEG
45	4721.	3429.	2754.
55	3649.	2321.	2206.
65	2837.	2226.	3511.
75	2227.	3506.	5272.
85	1444.	5396.	6080.



LEGEND:
0-deg -----
45-deg =====
90-deg -----

Checked M KLOPF
Approved R BEATTIE
Lighting Engineer



itl boulder

THE LIGHT CENTER OF THE INDUSTRY SINCE 1955

INDEPENDENT TESTING LABORATORIES, INC.
4066 CAMELOT CIRCLE, LONGMONT, CO 80504 USA

PHONE: (303) 442-1255 • FAX: (970) 535-3114 • E-MAIL: itl@itlboulder.com • WEBSITE: www.itlboulder.com

REPORT NUMBER: ITL77259

PAGE: 2 OF 4

ISSUE DATE: 05/17/13

REVISED: 06/18/13

PREPARED FOR: PRECISION ARCHITECTURAL LIGHTING

CANDELA DISTRIBUTION LATERAL ANGLE

	0.0	22.5	45.0	67.5	90.0
0.0	879	879	879	879	879
2.5	880	873	879	880	877
5.0	878	871	878	878	875
7.5	875	867	874	874	871
10.0	868	861	868	869	865
12.5	860	853	859	859	856
15.0	851	843	848	847	843
17.5	839	831	834	830	825
20.0	825	815	815	808	801
22.5	808	797	791	779	771
25.0	789	775	763	743	731
27.5	768	748	727	699	683
30.0	742	717	683	645	628
32.5	712	681	634	589	570
35.0	679	639	581	530	508
37.5	641	593	526	472	453
40.0	599	544	470	416	397
42.5	553	494	417	364	346
45.0	504	446	366	312	294
47.5	455	398	321	266	247
50.0	405	354	278	223	212
52.5	358	313	238	194	192
55.0	316	276	201	180	191
57.5	277	242	172	181	201
60.0	242	210	152	190	213
62.5	210	180	143	199	221
65.0	181	153	142	205	224
67.5	154	128	143	205	223
70.0	130	105	144	203	220
72.5	107	88	142	198	214
75.0	87	76	137	190	206
77.5	68	67	129	179	190
80.0	50	57	119	154	158
82.5	34	46	102	119	120
85.0	19	35	71	81	80
87.5	7	20	35	41	40
90.0	0	0	0	0	0



INDEPENDENT TESTING LABORATORIES, INC.
4066 CAMELOT CIRCLE, LONGMONT, CO 80504 USA

PHONE: (303) 442-1255 • FAX: (970) 535-3114 • E-MAIL: itl@itlboulder.com • WEBSITE: www.itlboulder.com

REPORT NUMBER: ITL77259
ISSUE DATE: 05/17/13
PREPARED FOR: PRECISION ARCHITECTURAL LIGHTING

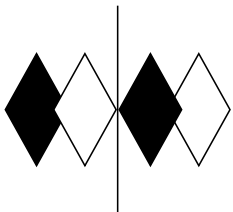
PAGE: 3 OF 4
REVISED: 06/18/13

5-DEGREE
ZONAL LUMEN SUMMARY

0- 5	21
5- 10	62
10- 15	102
15- 20	137
20- 25	165
25- 30	183
30- 35	187
35- 40	178
40- 45	159
45- 50	135
50- 55	112
55- 60	97
60- 65	90
65- 70	84
70- 75	77
75- 80	67
80- 85	46
85- 90	16

10-DEGREE
ZONAL LUMEN SUMMARY

0- 10	83
0- 20	322
0- 30	670
0- 40	1034
0- 50	1329
0- 60	1538
0- 70	1712
0- 80	1855
0- 90	1918



itl boulder
THE LIGHT CENTER OF THE INDUSTRY SINCE 1955

INDEPENDENT TESTING LABORATORIES, INC.
 4066 CAMELOT CIRCLE, LONGMONT, CO 80504 USA

PHONE: (303) 442-1255 • FAX: (970) 535-3114 • E-MAIL: itl@itlboulder.com • WEBSITE: www.itlboulder.com

REPORT NUMBER: ITL77259

PAGE: 4 OF 4

ISSUE DATE: 05/17/13

REVISED: 06/18/13

PREPARED FOR: PRECISION ARCHITECTURAL LIGHTING

COEFFICIENTS OF UTILIZATION - ZONAL CAVITY METHOD

EFFECTIVE FLOOR CAVITY REFLECTANCE 0.20

RC	80				70				50			30			10			0	
	RW	70	50	30	10	70	50	30	10	50	30	10	50	30	10	50	30	10	0
0	77	77	77	77	76	76	76	76	72	72	72	69	69	69	66	66	66	66	65
1	71	68	65	62	69	66	64	61	63	61	59	61	59	58	58	57	56	56	54
2	65	60	55	52	63	58	54	51	56	53	50	54	51	49	52	50	48	48	46
3	59	53	48	44	58	52	47	43	50	46	43	48	45	42	47	44	41	41	40
4	55	47	42	38	53	47	42	38	45	41	37	44	40	37	42	39	36	36	35
5	51	43	37	33	50	42	37	33	41	36	33	40	36	32	38	35	32	32	31
6	47	39	34	30	46	38	33	29	37	33	29	36	32	29	35	32	29	29	27
7	44	36	30	27	43	35	30	26	34	30	26	33	29	26	32	29	26	26	25
8	41	33	28	24	40	32	27	24	32	27	24	31	27	24	30	26	24	24	22
9	39	30	25	22	38	30	25	22	29	25	22	29	25	22	28	24	21	21	20
10	36	28	23	20	36	28	23	20	27	23	20	27	23	20	26	22	20	20	19

ALL CANDELA, LUMENS, LUMINANCE, COEFFICIENT OF UTILIZATION AND VCP VALUES IN THIS REPORT ARE BASED ON RELATIVE PHOTOMETRY WHICH ASSUMES A BALLAST FACTOR OF 1.000. ANY CALCULATIONS PREPARED FROM THESE DATA SHOULD INCLUDE AN APPROPRIATE BALLAST FACTOR.