

REPORT NUMBER: ITL77261

PAGE: 1 OF 4

ISSUE DATE: 05/20/13

REVISED: 06/18/13

PREPARED FOR: PRECISION ARCHITECTURAL LIGHTING

CATALOG NUMBER: MLP5-D1-4-FC-120-T8

LUMINAIRE: EXTRUDED METAL HOUSING WITH WHITE PAINTED GENERAL INTERIOR FINISH AND FABRICATED WHITE PAINTED FLAT METAL END CAPS, FORMED WHITE PAINTED METAL REFLECTOR AND SOCKET MOUNTING BRACKETS, EXTRUDED FROSTED ACRYLIC DIFFUSER. DIFFUSER FROSTED BOTH SIDES.

LAMP: ONE 32-WATT T-8 FO32/835 LINEAR FLUORESCENT.

BALLAST: UNIVERSAL B232IUNV-C

THE 0 DEGREE PLANE IS PARALLEL WITH THE LAMP.

TOTAL REFLECTANCE OF PAINT = 89.3 %

MOUNTING: SURFACE/SUSPENDED

TOTAL INPUT WATTS = 31.9 AT 120.0 VOLTS

REPORT IS BASED ON 2950 LUMENS PER LAMP.

| CANDELA DISTRIBUTION |     |      |      |      |      | FLUX |
|----------------------|-----|------|------|------|------|------|
|                      | 0.0 | 22.5 | 45.0 | 67.5 | 90.0 |      |
| 0                    | 730 | 730  | 730  | 730  | 730  |      |
| 5                    | 729 | 723  | 729  | 730  | 728  | 69   |
| 15                   | 698 | 694  | 705  | 710  | 709  | 198  |
| 25                   | 638 | 638  | 655  | 664  | 665  | 300  |
| 35                   | 549 | 554  | 573  | 584  | 586  | 356  |
| 45                   | 439 | 448  | 465  | 471  | 472  | 354  |
| 55                   | 323 | 330  | 341  | 341  | 340  | 300  |
| 65                   | 210 | 214  | 219  | 217  | 214  | 214  |
| 75                   | 111 | 113  | 115  | 114  | 111  | 121  |
| 85                   | 32  | 34   | 34   | 33   | 34   | 37   |
| 90                   | 0   | 0    | 0    | 0    | 0    |      |

| ZONAL LUMEN SUMMARY |        |       |       |  |
|---------------------|--------|-------|-------|--|
| ZONE                | LUMENS | %LAMP | %FIXT |  |
| 0- 30               | 568    | 19.2  | 29.1  |  |
| 0- 40               | 924    | 31.3  | 47.4  |  |
| 0- 60               | 1579   | 53.5  | 80.9  |  |
| 0- 90               | 1951   | 66.1  | 100.0 |  |
| 90-180              | 0      | 0.0   | 0.0   |  |
| 0-180               | 1951   | 66.1  | 100.0 |  |

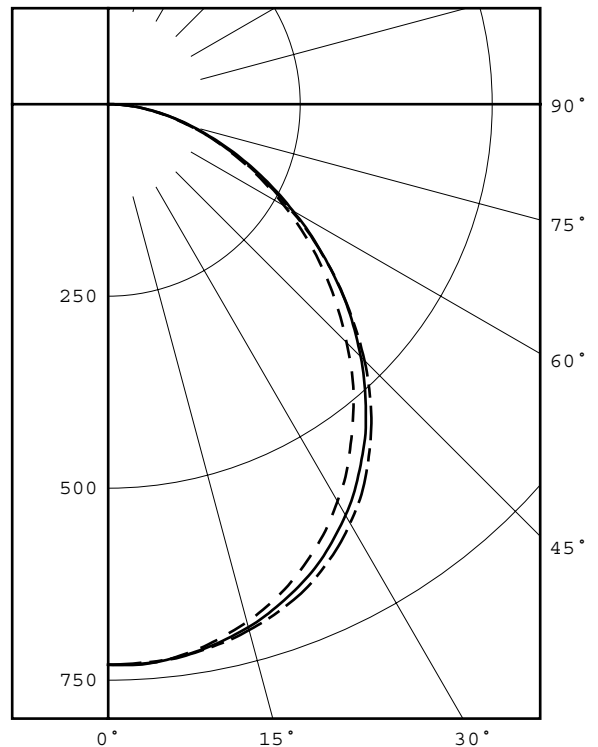

TOTAL LUMINAIRE EFFICIENCY = 66.1 %

CIE TYPE - DIRECT

PLANE : 0-DEG 90-DEG  
SPACING CRITERIA : 1.22 1.28  
SHIELDING ANGLES : 90 90  
LUMINOUS LENGTH : 48.000 4.875

LUMINANCE DATA IN CANDELA/SQ M

| ANGLE IN DEG | AVERAGE 0-DEG | AVERAGE 45-DEG | AVERAGE 90-DEG |
|--------------|---------------|----------------|----------------|
| 45           | 4112.         | 4356.          | 4422.          |
| 55           | 3730.         | 3938.          | 3926.          |
| 65           | 3291.         | 3433.          | 3354.          |
| 75           | 2841.         | 2943.          | 2841.          |
| 85           | 2432.         | 2584.          | 2584.          |



LEGEND:  
0-deg -----  
45-deg =====  
90-deg -----

Checked       M KLOPF        
Approved       R BEATTIE        
Lighting Engineer



INDEPENDENT TESTING LABORATORIES, INC.  
 4066 CAMELOT CIRCLE, LONGMONT, CO 80504 USA

PHONE: (303) 442-1255 • FAX: (970) 535-3114 • E-MAIL: [itl@itlboulder.com](mailto:itl@itlboulder.com) • WEBSITE: [www.itlboulder.com](http://www.itlboulder.com)

REPORT NUMBER: ITL77261

PAGE: 2 OF 4

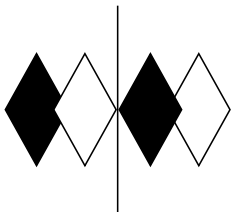
ISSUE DATE: 05/20/13

REVISED: 06/18/13

PREPARED FOR: PRECISION ARCHITECTURAL LIGHTING

CANDELA DISTRIBUTION  
 LATERAL ANGLE

|      | 0.0 | 22.5 | 45.0 | 67.5 | 90.0 |
|------|-----|------|------|------|------|
| 0.0  | 730 | 730  | 730  | 730  | 730  |
| 2.5  | 730 | 725  | 731  | 732  | 729  |
| 5.0  | 729 | 723  | 729  | 730  | 728  |
| 7.5  | 724 | 719  | 725  | 728  | 726  |
| 10.0 | 717 | 712  | 720  | 723  | 721  |
| 12.5 | 708 | 704  | 713  | 717  | 716  |
| 15.0 | 698 | 694  | 705  | 710  | 709  |
| 17.5 | 686 | 683  | 695  | 701  | 701  |
| 20.0 | 672 | 669  | 683  | 691  | 691  |
| 22.5 | 656 | 655  | 670  | 678  | 680  |
| 25.0 | 638 | 638  | 655  | 664  | 665  |
| 27.5 | 619 | 620  | 637  | 647  | 649  |
| 30.0 | 597 | 600  | 618  | 629  | 630  |
| 32.5 | 575 | 578  | 597  | 608  | 610  |
| 35.0 | 549 | 554  | 573  | 584  | 586  |
| 37.5 | 523 | 529  | 549  | 559  | 560  |
| 40.0 | 497 | 503  | 522  | 531  | 533  |
| 42.5 | 469 | 476  | 494  | 502  | 503  |
| 45.0 | 439 | 448  | 465  | 471  | 472  |
| 47.5 | 410 | 419  | 435  | 440  | 439  |
| 50.0 | 381 | 390  | 405  | 407  | 406  |
| 52.5 | 352 | 360  | 373  | 374  | 374  |
| 55.0 | 323 | 330  | 341  | 341  | 340  |
| 57.5 | 294 | 300  | 310  | 308  | 308  |
| 60.0 | 265 | 271  | 278  | 276  | 274  |
| 62.5 | 237 | 242  | 248  | 247  | 243  |
| 65.0 | 210 | 214  | 219  | 217  | 214  |
| 67.5 | 183 | 188  | 191  | 188  | 186  |
| 70.0 | 158 | 162  | 164  | 162  | 160  |
| 72.5 | 135 | 136  | 138  | 136  | 135  |
| 75.0 | 111 | 113  | 115  | 114  | 111  |
| 77.5 | 89  | 92   | 93   | 91   | 91   |
| 80.0 | 69  | 71   | 72   | 70   | 70   |
| 82.5 | 50  | 51   | 52   | 51   | 51   |
| 85.0 | 32  | 34   | 34   | 33   | 34   |
| 87.5 | 16  | 17   | 17   | 17   | 18   |
| 90.0 | 0   | 0    | 0    | 0    | 0    |



**itl boulder**  
THE LIGHT CENTER OF THE INDUSTRY SINCE 1955

INDEPENDENT TESTING LABORATORIES, INC.  
 4066 CAMELOT CIRCLE, LONGMONT, CO 80504 USA

PHONE: (303) 442-1255 • FAX: (970) 535-3114 • E-MAIL: [itl@itlboulder.com](mailto:itl@itlboulder.com) • WEBSITE: [www.itlboulder.com](http://www.itlboulder.com)

REPORT NUMBER: ITL77261  
 ISSUE DATE: 05/20/13  
 PREPARED FOR: PRECISION ARCHITECTURAL LIGHTING

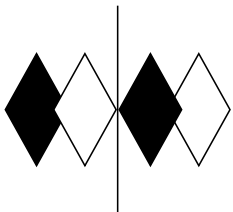
PAGE: 3 OF 4  
 REVISED: 06/18/13

5-DEGREE  
 ZONAL LUMEN SUMMARY

|        |     |
|--------|-----|
| 0- 5   | 17  |
| 5- 10  | 52  |
| 10- 15 | 84  |
| 15- 20 | 114 |
| 20- 25 | 140 |
| 25- 30 | 160 |
| 30- 35 | 175 |
| 35- 40 | 181 |
| 40- 45 | 181 |
| 45- 50 | 173 |
| 50- 55 | 160 |
| 55- 60 | 141 |
| 60- 65 | 119 |
| 65- 70 | 95  |
| 70- 75 | 72  |
| 75- 80 | 49  |
| 80- 85 | 28  |
| 85- 90 | 9   |

10-DEGREE  
 ZONAL LUMEN SUMMARY

|       |      |
|-------|------|
| 0- 10 | 69   |
| 0- 20 | 268  |
| 0- 30 | 568  |
| 0- 40 | 924  |
| 0- 50 | 1278 |
| 0- 60 | 1579 |
| 0- 70 | 1793 |
| 0- 80 | 1913 |
| 0- 90 | 1951 |



**itl boulder**  
THE LIGHT CENTER OF THE INDUSTRY SINCE 1955

INDEPENDENT TESTING LABORATORIES, INC.  
 4066 CAMELOT CIRCLE, LONGMONT, CO 80504 USA

PHONE: (303) 442-1255 • FAX: (970) 535-3114 • E-MAIL: [itl@itlboulder.com](mailto:itl@itlboulder.com) • WEBSITE: [www.itlboulder.com](http://www.itlboulder.com)

REPORT NUMBER: ITL77261

PAGE: 4 OF 4

ISSUE DATE: 05/20/13

REVISED: 06/18/13

PREPARED FOR: PRECISION ARCHITECTURAL LIGHTING

COEFFICIENTS OF UTILIZATION - ZONAL CAVITY METHOD

EFFECTIVE FLOOR CAVITY REFLECTANCE 0.20

| RC | 80 |    |    |    | 70 |    |    |    | 50 |    |    | 30 |    |    | 10 |    |    | 0  |   |
|----|----|----|----|----|----|----|----|----|----|----|----|----|----|----|----|----|----|----|---|
|    | RW | 70 | 50 | 30 | 10 | 70 | 50 | 30 | 10 | 50 | 30 | 10 | 50 | 30 | 10 | 50 | 30 | 10 | 0 |
| 0  | 79 | 79 | 79 | 79 | 77 | 77 | 77 | 77 | 73 | 73 | 73 | 70 | 70 | 70 | 67 | 67 | 67 | 66 |   |
| 1  | 72 | 69 | 66 | 64 | 70 | 67 | 65 | 63 | 65 | 63 | 61 | 62 | 60 | 59 | 60 | 58 | 57 | 56 |   |
| 2  | 66 | 60 | 56 | 52 | 64 | 59 | 55 | 52 | 57 | 53 | 50 | 55 | 52 | 49 | 53 | 50 | 48 | 47 |   |
| 3  | 60 | 53 | 48 | 44 | 58 | 52 | 47 | 43 | 50 | 46 | 43 | 48 | 45 | 42 | 47 | 44 | 41 | 40 |   |
| 4  | 55 | 47 | 42 | 37 | 54 | 46 | 41 | 37 | 45 | 40 | 36 | 43 | 39 | 36 | 42 | 38 | 35 | 34 |   |
| 5  | 51 | 42 | 36 | 32 | 49 | 42 | 36 | 32 | 40 | 35 | 32 | 39 | 35 | 31 | 38 | 34 | 31 | 30 |   |
| 6  | 47 | 38 | 32 | 28 | 46 | 38 | 32 | 28 | 36 | 31 | 28 | 35 | 31 | 28 | 34 | 30 | 27 | 26 |   |
| 7  | 44 | 35 | 29 | 25 | 42 | 34 | 29 | 25 | 33 | 28 | 25 | 32 | 28 | 24 | 31 | 27 | 24 | 23 |   |
| 8  | 41 | 32 | 26 | 22 | 40 | 31 | 26 | 22 | 30 | 26 | 22 | 30 | 25 | 22 | 29 | 25 | 22 | 21 |   |
| 9  | 38 | 29 | 24 | 20 | 37 | 29 | 24 | 20 | 28 | 23 | 20 | 27 | 23 | 20 | 27 | 23 | 20 | 19 |   |
| 10 | 36 | 27 | 22 | 18 | 35 | 27 | 22 | 18 | 26 | 21 | 18 | 25 | 21 | 18 | 25 | 21 | 18 | 17 |   |

ALL CANDELA, LUMENS, LUMINANCE, COEFFICIENT OF UTILIZATION AND VCP VALUES IN THIS REPORT ARE BASED ON RELATIVE PHOTOMETRY WHICH ASSUMES A BALLAST FACTOR OF 1.000. ANY CALCULATIONS PREPARED FROM THESE DATA SHOULD INCLUDE AN APPROPRIATE BALLAST FACTOR.