



REPORT NUMBER: ITL78307

PAGE: 1 OF 5

ISSUE DATE: 09/06/13

PREPARED FOR: PRECISION ARCHITECTURAL LIGHTING

CATALOG NUMBER: MLS5-I2/D1-4-PB-120-T8

LUMINAIRE: EXTRUDED 2-PIECE METAL HOUSING WITH WHITE PAINTED GENERAL INTERIOR FINISH, FABRICATED WHITE PAINTED METAL END CAPS AND 2 DISTINCT OPTICAL COMPARTMENTS, TOP OPTICAL COMPARTMENT CONSISTS OF: FORMED WHITE PAINTED METAL REFLECTOR, FORMED SPECULAR METAL SOCKET MOUNTING BRACKETS. BOTTOM OPTICAL COMPARTMENT CONSISTS OF: FORMED WHITE PAINTED METAL REFLECTOR AND SOCKET MOUNTING BRACKETS, FABRICATED SEMI-DIFFUSE METAL PARABOLIC 32-CELL LOUVER. OPEN TOP.

LAMPS: THREE 32-WATT T-8 FO32/835 LINEAR FLUORESCENTS.

BALLAST: UNIVERSAL B232IUNV-C, UNIVERSAL B232IUNVHP-N

THE 0 DEGREE PLANE IS PARALLEL WITH THE LAMPS.

TOTAL REFLECTANCE OF PAINT = 90.1 %

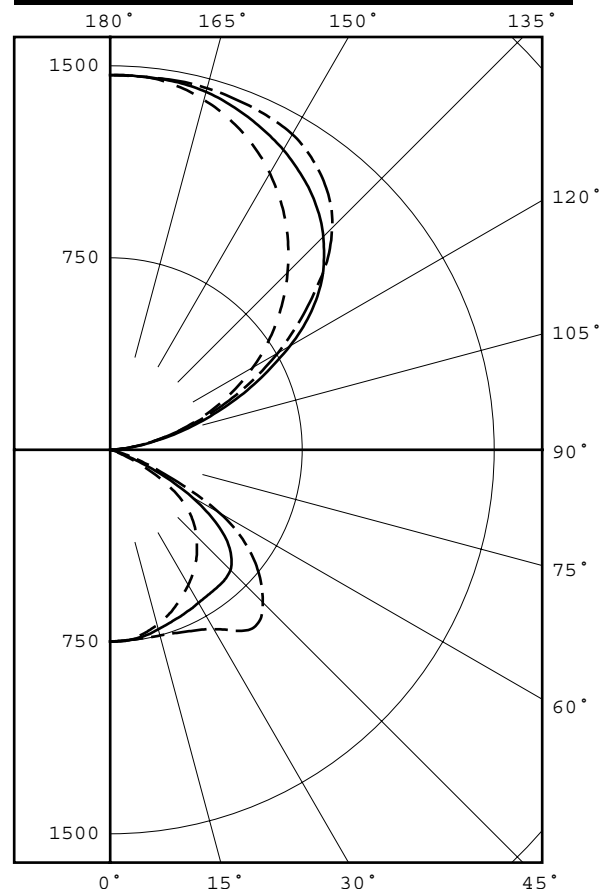

MOUNTING: SUSPENDED

TOTAL INPUT WATTS = 88.2 AT 120.0 VOLTS

REPORT IS BASED ON 2950 LUMENS PER LAMP.

CANDELA DISTRIBUTION

	0.0	22.5	45.0	67.5	90.0	FLUX
0	749	749	749	749	749	
5	748	741	747	749	747	71
15	708	708	726	746	751	206
25	646	656	701	753	779	327
35	571	599	683	793	863	438
45	476	535	664	778	843	505
55	339	416	512	581	650	441
65	109	133	196	248	271	199
75	14	17	22	35	39	32
85	2	3	3	3	4	4
90	0	0	0	0	0	
95	45	57	48	43	44	66
105	265	349	301	275	270	318
115	520	668	636	599	586	606
125	762	883	967	939	922	810
135	980	1059	1177	1224	1226	878
145	1168	1214	1306	1368	1381	808
155	1315	1336	1390	1430	1442	639
165	1415	1418	1447	1460	1462	407
175	1463	1457	1463	1465	1463	139
180	1464	1464	1464	1464	1464	



LEGEND:
 0-deg - - - - -
 45-deg - - - - -
 90-deg - - - - -

ZONAL LUMEN SUMMARY

ZONE	LUMENS	%LAMP	%FIXT
0- 30	603	6.8	8.8
0- 40	1041	11.8	15.1
0- 60	1987	22.4	28.8
0- 90	2222	25.1	32.2
90-120	990	11.2	14.4
90-130	1801	20.3	26.1
90-150	3487	39.4	50.6
90-180	4672	52.8	67.8
0-180	6894	77.9	100.0

TOTAL LUMINAIRE EFFICIENCY = 77.9 %

CIE TYPE - SEMI-INDIRECT
PLANE : 0-DEG 90-DEG
SHIELDING ANGLES : 27 24

Checked M KLOPF
 Approved R BEATTIE
 Lighting Engineer



itl boulder

THE LIGHT CENTER OF THE INDUSTRY SINCE 1955

INDEPENDENT TESTING LABORATORIES, INC.
4066 CAMELOT CIRCLE, LONGMONT, CO 80504 USA

PHONE: (303) 442-1255 • FAX: (970) 535-3114 • E-MAIL: itl@itlboulder.com • WEBSITE: www.itlboulder.com

REPORT NUMBER: ITL78307

PAGE: 2 OF 5

ISSUE DATE: 09/06/13

PREPARED FOR: PRECISION ARCHITECTURAL LIGHTING

PLANE : 0-DEG 90-DEG
LUMINOUS LENGTH : 48.000 4.375

LUMINANCE DATA IN CANDELA/SQ M				
ANGLE	AVERAGE	AVERAGE	AVERAGE	
IN DEG	0-DEG	45-DEG	90-DEG	
45	4969.	6931.	8799.	
55	4362.	6589.	8364.	
65	1904.	3423.	4733.	
75	399.	627.	1112.	
85	169.	254.	339.	



itl boulder

THE LIGHT CENTER OF THE INDUSTRY SINCE 1955

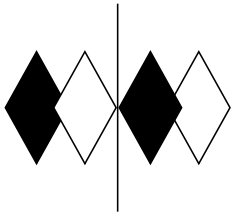
INDEPENDENT TESTING LABORATORIES, INC.
4066 CAMELOT CIRCLE, LONGMONT, CO 80504 USA

PHONE: (303) 442-1255 • FAX: (970) 535-3114 • E-MAIL: itl@itlboulder.com • WEBSITE: www.itlboulder.com

REPORT NUMBER: ITL78307 PAGE: 3 OF 5
ISSUE DATE: 09/06/13
PREPARED FOR: PRECISION ARCHITECTURAL LIGHTING

CANDELA DISTRIBUTION LATERAL ANGLE

	0.0	22.5	45.0	67.5	90.0
0.0	749	749	749	749	749
5.0	748	741	747	749	747
10.0	731	728	740	747	747
15.0	708	708	726	746	751
20.0	680	683	712	748	761
25.0	646	656	701	753	779
30.0	610	626	690	765	809
35.0	571	599	683	793	863
40.0	527	570	679	814	891
45.0	476	535	664	778	843
50.0	418	489	612	691	760
55.0	339	416	512	581	650
60.0	230	292	367	438	493
65.0	109	133	196	248	271
70.0	34	43	64	104	120
75.0	14	17	22	35	39
80.0	6	7	9	11	14
85.0	2	3	3	3	4
90.0	0	0	0	0	0
95.0	45	57	48	43	44
100.0	148	186	157	145	144
105.0	265	349	301	275	270
110.0	392	527	462	431	420
115.0	520	668	636	599	586
120.0	644	784	811	770	756
125.0	762	883	967	939	922
130.0	874	973	1086	1104	1090
135.0	980	1059	1177	1224	1226
140.0	1079	1140	1250	1306	1319
145.0	1168	1214	1306	1368	1381
150.0	1247	1281	1353	1406	1423
155.0	1315	1336	1390	1430	1442
160.0	1371	1381	1422	1446	1453
165.0	1415	1418	1447	1460	1462
170.0	1447	1443	1460	1465	1465
175.0	1463	1457	1463	1465	1463
180.0	1464	1464	1464	1464	1464



REPORT NUMBER: ITL78307

PAGE: 4 OF 5

ISSUE DATE: 09/06/13

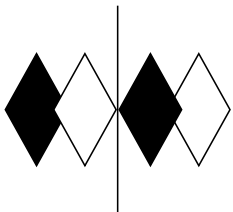
PREPARED FOR: PRECISION ARCHITECTURAL LIGHTING

5-DEGREE
 ZONAL LUMEN SUMMARY

0- 5	18
5- 10	53
10- 15	87
15- 20	119
20- 25	149
25- 30	177
30- 35	205
35- 40	233
40- 45	251
45- 50	254
50- 55	239
55- 60	201
60- 65	135
65- 70	64
70- 75	24
75- 80	9
80- 85	3
85- 90	1
90- 95	11
95-100	55
100-105	121
105-110	197
110-115	271
115-120	335
120-125	387
125-130	423
130-135	440
135-140	438
140-145	420
145-150	388
150-155	345
155-160	294
160-165	235
165-170	172
170-175	104
175-180	35

10-DEGREE
 ZONAL LUMEN SUMMARY

0- 10	71
0- 20	277
0- 30	603
0- 40	1041
0- 50	1546
0- 60	1987
0- 70	2186
0- 80	2218
0- 90	2222
0-100	2289
0-110	2606
0-120	3213
0-130	4023
0-140	4901
0-150	5709
0-160	6348
0-170	6755
0-180	6894



itl boulder
THE LIGHT CENTER OF THE INDUSTRY SINCE 1955

INDEPENDENT TESTING LABORATORIES, INC.
 4066 CAMELOT CIRCLE, LONGMONT, CO 80504 USA

PHONE: (303) 442-1255 • FAX: (970) 535-3114 • E-MAIL: itl@itlboulder.com • WEBSITE: www.itlboulder.com

REPORT NUMBER: ITL78307

PAGE: 5 OF 5

ISSUE DATE: 09/06/13

PREPARED FOR: PRECISION ARCHITECTURAL LIGHTING

COEFFICIENTS OF UTILIZATION - ZONAL CAVITY METHOD

EFFECTIVE FLOOR CAVITY REFLECTANCE 0.20

RC	80				70				50			30			10			0	
	RW	70	50	30	10	70	50	30	10	50	30	10	50	30	10	50	30	10	0
0	80	80	80	80	72	72	72	72	57	57	57	44	44	44	31	31	31	25	
1	73	70	68	65	66	63	61	59	51	49	48	39	38	37	28	27	27	22	
2	67	62	57	53	60	56	52	49	45	42	40	34	33	31	25	24	23	19	
3	61	54	49	44	55	49	44	41	39	36	33	30	28	26	22	21	20	16	
4	56	48	42	37	50	43	38	34	35	31	28	27	24	23	20	18	17	14	
5	51	42	36	32	46	38	33	29	31	27	24	24	21	19	18	16	15	12	
6	47	38	32	27	42	34	29	25	28	24	21	22	19	17	16	14	13	10	
7	43	34	28	24	39	31	26	22	25	21	18	20	17	15	14	13	11	9	
8	40	31	25	21	36	28	23	19	23	19	16	18	15	13	13	11	10	8	
9	37	28	22	18	33	25	20	17	21	17	14	16	14	12	12	10	9	7	
10	35	25	20	16	31	23	18	15	19	15	13	15	12	10	11	9	8	6	

ALL CANDELA, LUMENS, LUMINANCE, COEFFICIENT OF UTILIZATION AND VCP VALUES IN THIS REPORT ARE BASED ON RELATIVE PHOTOMETRY WHICH ASSUMES A BALLAST FACTOR OF 1.000. ANY CALCULATIONS PREPARED FROM THESE DATA SHOULD INCLUDE AN APPROPRIATE BALLAST FACTOR.