

REPORT NUMBER: ITL78303

PAGE: 1 OF 5

ISSUE DATE: 09/03/13

PREPARED FOR: PRECISION ARCHITECTURAL LIGHTING

CATALOG NUMBER: MLS5-I1/D1-4-PB-120-T8

LUMINAIRE: EXTRUDED 2-PIECE METAL HOUSING WITH WHITE PAINTED GENERAL INTERIOR FINISH, FABRICATED WHITE PAINTED METAL END CAPS AND 2 DISTINCT OPTICAL COMPARTMENTS, TOP OPTICAL COMPARTMENT CONSISTS OF: FORMED WHITE PAINTED METAL REFLECTOR, FORMED SPECULAR METAL SOCKET MOUNTING BRACKETS. BOTTOM OPTICAL COMPARTMENT CONSISTS OF: FORMED WHITE PAINTED METAL REFLECTOR AND SOCKET MOUNTING BRACKETS, FABRICATED SEMI-DIFFUSE METAL PARABOLIC 32-CELL LOUVER. OPEN TOP.

LAMPS: TWO 32-WATT T-8 FO32/835 LINEAR FLUORESCENTS.

BALLAST: UNIVERSAL B232IUNV-C, UNIVERSAL B232IUNVHP-N

THE 0 DEGREE PLANE IS PARALLEL WITH THE LAMPS.

TOTAL REFLECTANCE OF PAINT = 90.0 %

MOUNTING: SUSPENDED

TOTAL INPUT WATTS = 68.3 AT 120.0 VOLTS

REPORT IS BASED ON 2950 LUMENS PER LAMP.

CANDELA DISTRIBUTION

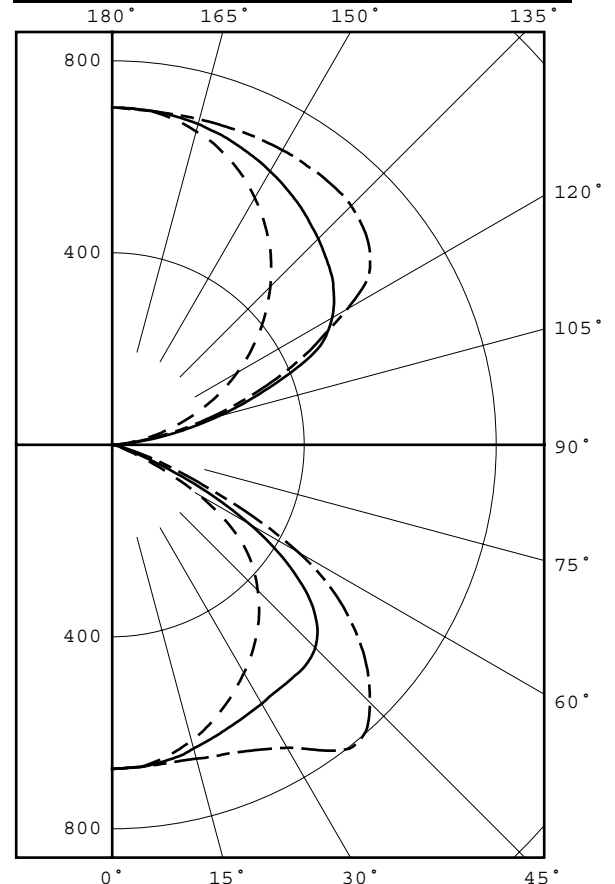

	0.0	22.5	45.0	67.5	90.0	FLUX
0	675	675	675	675	675	
5	673	668	674	674	673	64
15	638	639	655	673	677	186
25	582	590	632	680	702	294
35	514	539	616	714	778	395
45	429	481	598	700	759	455
55	306	376	461	525	587	398
65	97	121	176	227	247	180
75	12	15	19	31	36	29
85	1	2	2	3	3	3
90	0	0	0	0	0	
95	18	41	33	34	35	45
105	118	261	229	208	201	224
115	241	364	472	450	444	399
125	359	437	563	637	656	478
135	466	513	607	680	704	460
145	556	581	643	692	709	400
155	628	638	671	699	707	309
165	676	676	692	700	702	195
175	701	697	701	700	700	67
180	703	703	703	703	703	

ZONAL LUMEN SUMMARY

ZONE	LUMENS	%LAMP	%FIXT
0- 30	544	9.2	11.9
0- 40	939	15.9	20.5
0- 60	1791	30.4	39.1
0- 90	2004	34.0	43.8
90-120	668	11.3	14.6
90-130	1145	19.4	25.0
90-150	2005	34.0	43.8
90-180	2576	43.7	56.2
0-180	4580	77.6	100.0

TOTAL LUMINAIRE EFFICIENCY = 77.6 %

CIE TYPE - GENERAL DIFFUSE
 PLANE : 0-DEG 90-DEG
 SPACING CRITERIA : 1.21 1.76
 SHIELDING ANGLES : 27 24



LEGEND:
 0-deg -----
 45-deg _____
 90-deg - . - . - .

Checked M KLOPF
 Approved R BEATTIE
 Lighting Engineer



itl boulder

THE LIGHT CENTER OF THE INDUSTRY SINCE 1955

INDEPENDENT TESTING LABORATORIES, INC.
4066 CAMELOT CIRCLE, LONGMONT, CO 80504 USA

PHONE: (303) 442-1255 • FAX: (970) 535-3114 • E-MAIL: itl@itlboulder.com • WEBSITE: www.itlboulder.com

REPORT NUMBER: ITL78303

PAGE: 2 OF 5

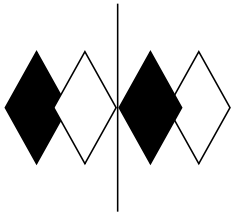
ISSUE DATE: 09/03/13

PREPARED FOR: PRECISION ARCHITECTURAL LIGHTING

PLANE : 0-DEG 90-DEG
LUMINOUS LENGTH : 48.000 4.375

LUMINANCE DATA IN CANDELA/SQ M

ANGLE IN DEG	AVERAGE 0-DEG	AVERAGE 45-DEG	AVERAGE 90-DEG
45	4478.	6242.	7923.
55	3938.	5932.	7554.
65	1694.	3074.	4314.
75	342.	542.	1027.
85	85.	169.	254.



itl boulder
THE LIGHT CENTER OF THE INDUSTRY SINCE 1955

INDEPENDENT TESTING LABORATORIES, INC.
 4066 CAMELOT CIRCLE, LONGMONT, CO 80504 USA

PHONE: (303) 442-1255 • FAX: (970) 535-3114 • E-MAIL: itl@itlboulder.com • WEBSITE: www.itlboulder.com

REPORT NUMBER: ITL78303

PAGE: 3 OF 5

ISSUE DATE: 09/03/13

PREPARED FOR: PRECISION ARCHITECTURAL LIGHTING

CANDELA DISTRIBUTION
 LATERAL ANGLE

	0.0	22.5	45.0	67.5	90.0
0.0	675	675	675	675	675
5.0	673	668	674	674	673
10.0	659	657	667	673	673
15.0	638	639	655	673	677
20.0	612	616	643	675	686
25.0	582	590	632	680	702
30.0	549	563	623	690	729
35.0	514	539	616	714	778
40.0	475	513	613	734	803
45.0	429	481	598	700	759
50.0	377	441	552	625	686
55.0	306	376	461	525	587
60.0	208	264	331	398	448
65.0	97	121	176	227	247
70.0	31	38	57	94	108
75.0	12	15	19	31	36
80.0	5	6	8	10	12
85.0	1	2	2	3	3
90.0	0	0	0	0	0
95.0	18	41	33	34	35
100.0	62	142	118	99	93
105.0	118	261	229	208	201
110.0	179	324	348	329	320
115.0	241	364	472	450	444
120.0	301	399	529	578	565
125.0	359	437	563	637	656
130.0	414	475	587	664	688
135.0	466	513	607	680	704
140.0	514	548	626	687	709
145.0	556	581	643	692	709
150.0	594	612	658	696	709
155.0	628	638	671	699	707
160.0	655	659	683	699	704
165.0	676	676	692	700	702
170.0	692	689	698	700	700
175.0	701	697	701	700	700
180.0	703	703	703	703	703



INDEPENDENT TESTING LABORATORIES, INC.
4066 CAMELOT CIRCLE, LONGMONT, CO 80504 USA

PHONE: (303) 442-1255 • FAX: (970) 535-3114 • E-MAIL: itl@itlboulder.com • WEBSITE: www.itlboulder.com

REPORT NUMBER: ITL78303

PAGE: 4 OF 5

ISSUE DATE: 09/03/13

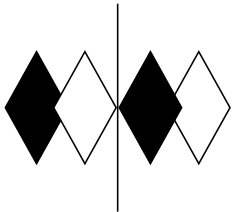
PREPARED FOR: PRECISION ARCHITECTURAL LIGHTING

5-DEGREE
ZONAL LUMEN SUMMARY

0- 5	16
5- 10	48
10- 15	78
15- 20	107
20- 25	134
25- 30	160
30- 35	185
35- 40	210
40- 45	226
45- 50	229
50- 55	216
55- 60	182
60- 65	123
65- 70	58
70- 75	21
75- 80	8
80- 85	3
85- 90	1
90- 95	8
95-100	37
100-105	86
105-110	138
110-115	183
115-120	217
120-125	237
125-130	241
130-135	236
135-140	225
140-145	209
145-150	190
150-155	167
155-160	141
160-165	113
165-170	82
170-175	50
175-180	17

10-DEGREE
ZONAL LUMEN SUMMARY

0- 10	64
0- 20	250
0- 30	544
0- 40	939
0- 50	1394
0- 60	1791
0- 70	1972
0- 80	2001
0- 90	2004
0-100	2049
0-110	2273
0-120	2672
0-130	3150
0-140	3610
0-150	4010
0-160	4319
0-170	4514
0-180	4580



itl boulder
THE LIGHT CENTER OF THE INDUSTRY SINCE 1955

INDEPENDENT TESTING LABORATORIES, INC.
 4066 CAMELOT CIRCLE, LONGMONT, CO 80504 USA

PHONE: (303) 442-1255 • FAX: (970) 535-3114 • E-MAIL: itl@itlboulder.com • WEBSITE: www.itlboulder.com

REPORT NUMBER: ITL78303

PAGE: 5 OF 5

ISSUE DATE: 09/03/13

PREPARED FOR: PRECISION ARCHITECTURAL LIGHTING

COEFFICIENTS OF UTILIZATION - ZONAL CAVITY METHOD

EFFECTIVE FLOOR CAVITY REFLECTANCE 0.20

RC	80				70				50			30			10			0	
	RW	70	50	30	10	70	50	30	10	50	30	10	50	30	10	50	30	10	0
0	82	82	82	82	75	75	75	75	62	62	62	50	50	50	39	39	39	34	
1	75	72	69	67	69	66	64	62	55	53	52	45	44	43	35	35	34	30	
2	69	63	59	55	63	58	54	51	49	46	43	40	38	36	31	30	29	25	
3	63	56	50	46	57	51	47	43	43	39	37	35	33	31	28	26	25	21	
4	57	49	43	39	52	45	40	36	38	34	31	31	28	26	25	23	21	18	
5	53	44	38	33	48	40	35	31	34	30	27	28	25	23	22	20	18	16	
6	48	39	33	29	44	36	31	27	30	26	23	25	22	20	20	18	16	14	
7	45	35	29	25	41	33	27	23	27	23	20	23	20	17	18	16	14	12	
8	41	32	26	22	38	29	24	20	25	21	18	21	17	15	17	14	13	11	
9	38	29	23	19	35	27	22	18	23	19	16	19	16	14	15	13	11	10	
10	36	26	21	17	33	25	20	16	21	17	14	17	14	12	14	12	10	9	

ALL CANDELA, LUMENS, LUMINANCE, COEFFICIENT OF UTILIZATION AND VCP VALUES IN THIS REPORT ARE BASED ON RELATIVE PHOTOMETRY WHICH ASSUMES A BALLAST FACTOR OF 1.000. ANY CALCULATIONS PREPARED FROM THESE DATA SHOULD INCLUDE AN APPROPRIATE BALLAST FACTOR.