

REPORT NUMBER: ITL77265

PAGE: 1 OF 4

ISSUE DATE: 05/23/13

REVISED: 06/18/13

PREPARED FOR: PRECISION ARCHITECTURAL LIGHTING

CATALOG NUMBER: MLS5-D2-4-TWA-120-T8

LUMINAIRE: EXTRUDED METAL HOUSING WITH WHITE PAINTED GENERAL INTERIOR FINISH AND FABRICATED WHITE PAINTED FLAT METAL END CAPS, FORMED WHITE PAINTED METAL REFLECTOR AND SOCKET MOUNTING BRACKETS, EXTRUDED TRANSLUCENT WHITE FROSTED ACRYLIC DIFFUSER. DIFFUSER FROSTED BOTH SIDES.

LAMPS: TWO 32-WATT T-8 FO32/835 LINEAR FLUORESCENTS.

BALLAST: UNIVERSAL B232IUNV-C

THE 0 DEGREE PLANE IS PARALLEL WITH THE LAMPS.

TOTAL REFLECTANCE OF PAINT = 89.3 %

MOUNTING: SURFACE/SUSPENDED

TOTAL INPUT WATTS = 49.3 AT 120.0 VOLTS

REPORT IS BASED ON 2950 LUMENS PER LAMP.

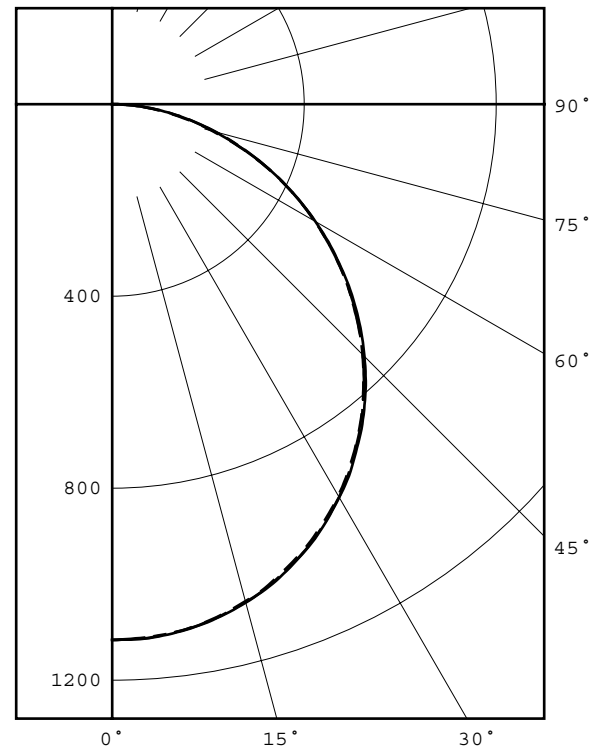
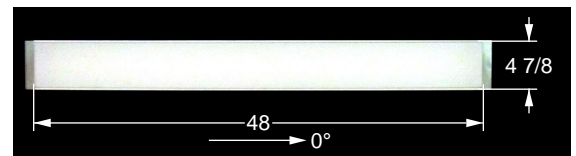
CANDELA DISTRIBUTION						FLUX
	0.0	22.5	45.0	67.5	90.0	
0	1116	1116	1116	1116	1116	
5	1112	1105	1113	1115	1111	106
15	1072	1066	1075	1077	1074	303
25	994	989	999	1000	998	459
35	880	878	885	886	882	552
45	738	739	743	742	738	571
55	575	576	577	576	574	515
65	397	399	399	399	399	395
75	217	220	221	223	224	235
85	64	65	66	67	67	73
90	0	0	0	0	0	

ZONAL LUMEN SUMMARY			
ZONE	LUMENS	%LAMP	%FIXT
0- 30	867	14.7	27.0
0- 40	1419	24.1	44.2
0- 60	2505	42.5	78.1
0- 90	3208	54.4	100.0
90-180	0	0.0	0.0
0-180	3208	54.4	100.0

TOTAL LUMINAIRE EFFICIENCY = 54.4 %

CIE TYPE - DIRECT
PLANE : 0-DEG 90-DEG
SPACING CRITERIA : 1.25 1.26
SHIELDING ANGLES : 90 90
LUMINOUS LENGTH : 48.000 4.875

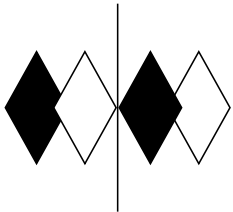
LUMINANCE DATA IN CANDELA/SQ M			
ANGLE IN DEG	AVERAGE 0-DEG	AVERAGE 45-DEG	AVERAGE 90-DEG
45	6913.	6960.	6913.
55	6640.	6663.	6629.
65	6222.	6254.	6254.
75	5554.	5656.	5733.
85	4864.	5016.	5092.



LEGEND:
0-deg -----
45-deg =====
90-deg -----

Checked B. HYRE

Approved R. BEATTIE
Lighting Engineer



itl boulder

THE LIGHT CENTER OF THE INDUSTRY SINCE 1955

INDEPENDENT TESTING LABORATORIES, INC.
4066 CAMELOT CIRCLE, LONGMONT, CO 80504 USA

PHONE: (303) 442-1255 • FAX: (970) 535-3114 • E-MAIL: itl@itlboulder.com • WEBSITE: www.itlboulder.com

REPORT NUMBER: ITL77265

PAGE: 2 OF 4

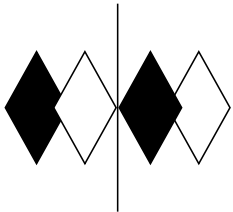
ISSUE DATE: 05/23/13

REVISED: 06/18/13

PREPARED FOR: PRECISION ARCHITECTURAL LIGHTING

CANDELA DISTRIBUTION LATERAL ANGLE

	0.0	22.5	45.0	67.5	90.0
0.0	1116	1116	1116	1116	1116
2.5	1116	1108	1116	1118	1114
5.0	1112	1105	1113	1115	1111
7.5	1106	1099	1107	1109	1106
10.0	1097	1091	1099	1101	1098
12.5	1086	1080	1088	1091	1087
15.0	1072	1066	1075	1077	1074
17.5	1057	1051	1060	1062	1059
20.0	1037	1032	1042	1043	1040
22.5	1017	1012	1021	1023	1020
25.0	994	989	999	1000	998
27.5	969	964	973	975	972
30.0	942	937	946	948	945
32.5	912	909	918	918	915
35.0	880	878	885	886	882
37.5	847	846	853	852	849
40.0	812	811	818	817	813
42.5	775	776	782	781	776
45.0	738	739	743	742	738
47.5	699	700	704	702	698
50.0	659	661	663	661	657
52.5	617	618	621	619	617
55.0	575	576	577	576	574
57.5	531	534	534	532	531
60.0	487	489	489	488	487
62.5	443	445	444	444	443
65.0	397	399	399	399	399
67.5	352	354	354	355	354
70.0	307	309	308	310	310
72.5	261	264	264	266	266
75.0	217	220	221	223	224
77.5	175	178	181	182	182
80.0	135	138	141	142	142
82.5	97	101	103	104	104
85.0	64	65	66	67	67
87.5	31	31	32	33	32
90.0	0	0	0	0	0



itl boulder
THE LIGHT CENTER OF THE INDUSTRY SINCE 1955

INDEPENDENT TESTING LABORATORIES, INC.
 4066 CAMELOT CIRCLE, LONGMONT, CO 80504 USA

PHONE: (303) 442-1255 • FAX: (970) 535-3114 • E-MAIL: itl@itlboulder.com • WEBSITE: www.itlboulder.com

REPORT NUMBER: ITL77265
 ISSUE DATE: 05/23/13
 PREPARED FOR: PRECISION ARCHITECTURAL LIGHTING

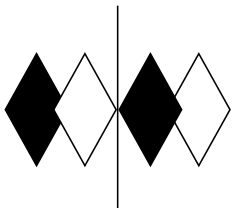
PAGE: 3 OF 4
 REVISED: 06/18/13

5-DEGREE
 ZONAL LUMEN SUMMARY

0- 5	27
5- 10	79
10- 15	129
15- 20	174
20- 25	213
25- 30	245
30- 35	269
35- 40	283
40- 45	288
45- 50	283
50- 55	269
55- 60	246
60- 65	216
65- 70	179
70- 75	138
75- 80	96
80- 85	56
85- 90	18

10-DEGREE
 ZONAL LUMEN SUMMARY

0- 10	106
0- 20	408
0- 30	867
0- 40	1419
0- 50	1991
0- 60	2505
0- 70	2900
0- 80	3135
0- 90	3208



itl boulder
THE LIGHT CENTER OF THE INDUSTRY SINCE 1955

INDEPENDENT TESTING LABORATORIES, INC.
 4066 CAMELOT CIRCLE, LONGMONT, CO 80504 USA

PHONE: (303) 442-1255 • FAX: (970) 535-3114 • E-MAIL: itl@itlboulder.com • WEBSITE: www.itlboulder.com

REPORT NUMBER: ITL77265

PAGE: 4 OF 4

ISSUE DATE: 05/23/13

REVISED: 06/18/13

PREPARED FOR: PRECISION ARCHITECTURAL LIGHTING

COEFFICIENTS OF UTILIZATION - ZONAL CAVITY METHOD

EFFECTIVE FLOOR CAVITY REFLECTANCE 0.20

RC	80				70				50			30			10			0
	70	50	30	10	70	50	30	10	50	30	10	50	30	10	50	30	10	0
0	65	65	65	65	63	63	63	63	60	60	60	58	58	58	55	55	55	54
1	59	56	54	52	57	55	53	51	53	51	49	51	49	48	49	47	46	45
2	54	49	45	42	52	48	44	42	46	43	41	44	42	40	43	41	39	38
3	49	43	38	35	47	42	38	35	40	37	34	39	36	33	38	35	33	32
4	45	38	33	29	43	37	33	29	36	32	29	35	31	28	33	31	28	27
5	41	34	29	25	40	33	29	25	32	28	25	31	27	25	30	27	24	23
6	38	31	26	22	37	30	25	22	29	25	22	28	24	22	27	24	21	20
7	35	28	23	20	34	27	23	19	26	22	19	26	22	19	25	22	19	18
8	33	25	21	17	32	25	20	17	24	20	17	23	20	17	23	20	17	16
9	31	23	19	16	30	23	19	16	22	18	16	22	18	15	21	18	15	14
10	29	21	17	14	28	21	17	14	21	17	14	20	17	14	20	16	14	13

ALL CANDELA, LUMENS, LUMINANCE, COEFFICIENT OF UTILIZATION AND VCP VALUES IN THIS REPORT ARE BASED ON RELATIVE PHOTOMETRY WHICH ASSUMES A BALLAST FACTOR OF 1.000. ANY CALCULATIONS PREPARED FROM THESE DATA SHOULD INCLUDE AN APPROPRIATE BALLAST FACTOR.