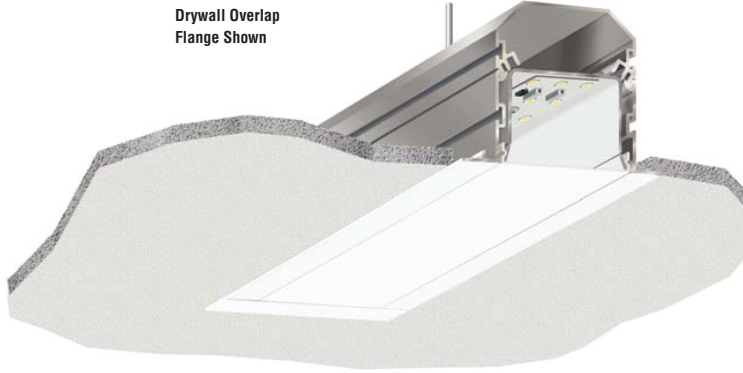


# QuickShip Microlinea™ Recessed Series 3- LED (2 7/8" Luminous Aperture)

Catalog Number	Type
Project Name	

## Drywall Ceilings Overlap Flange Mount



### S P E C I F I C A T I O N S

#### Housing

Three piece extruded aluminum available in single sections up to 8' long. Standard flange finish is satin white.

#### Optical Control

(LOH) LED optimized high transmittance acrylic snap-in flush lens.

#### Reflector/Heat Sink

Minimum .040" thick die-formed aluminum finished with a high reflectance white enamel.

#### Light Engine

Osram-Sylvania LED modules available for 3500K and 4000K CCT:

#### HO - High Output

\*2904 Total Delivered Lm.s. at 29 System Watts  
(Values per 4' using 4000K LED modules)

#### Driver

Osram-Sylvania "Optotronic" power supply is UL/CUL recognized, wired for 0-10V dimming, 120-277 universal voltage.

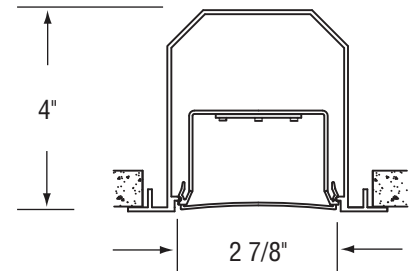
#### Circuitry

All fixtures are factory pre-wired for a single circuit.

#### Certification

All fixtures are ETL listed for use in 'Dry and Damp Applications'.

\*Due to continued advancement in LED technology, lumen performance is subject to change. Please visit our website for the most up-to-date information.



**MLR3-HO-OF**  
Drywall Overlap Flange

**Series**  
MLR3

**Nominal Lengths:**  
4' and 8'

**Mountings**  
YK = Snap-in Yoke - (OF)

**MLR3-HO-K40-4'-OF-YK-LOH-UNV-DIM**

**Lumen Output**  
HO - High Output  
\*2904 Total Lumens - 100 Lm/W  
\*Lumen ratings per 4' section (4000 K)

**CCT**  
K35  
3500 Kelvin  
K40  
4000 Kelvin

**Ceiling Type**  
OF  
Drywall Overlap Flange

**Optical Control**  
LOH  
LED Optimized High Transmittance Lens

**Voltage**  
UNV  
Universal Voltage  
(120 - 277V)

**Dimming\***  
\*Purple & Gray Leads To Be Separately Capped Off if Dimming Not Required



# Recessed/Ceiling MLR3-HO-K40-LOH



## High Output

### LED Optimized High Transmittance Lens

**Catalog Number:** MLR3-HO-K40-4'-X-LOH-120

**Report Number:** #LLIA000773-001A.ies

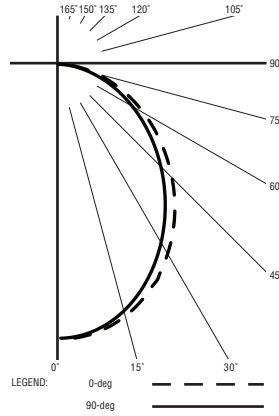
**Luminaire Description:** Extruded Aluminum Housing with White Aluminum Reflector and LED Optimized Acrylic Lens

**LED Module:** Multiple White Low-Power Light Emitting Diodes (LEDs) in a precise layout.

Total Luminaire Efficacy = 100.1 Lm/W

0% Up 100% Down

Color Rendering Index (CRI) = 83



### ZONAL LUMEN SUMMARY

Zone	Lumens	%Fixture
0- 30	892	30.7
0- 40	1417	48.8
0- 60	2363	81.4
0- 90	2904	100.0
90- 180	0	0.0
0- 180	2904	100.0

### CANDELA DISTRIBUTION

	0.0	22.5	45.0	67.5	90.0
0	1205	1205	1205	1205	1205
5	1197	1192	1201	1198	1192
15	1135	1129	1132	1124	1117
25	1024	1013	1005	991	982
35	867	854	843	822	814
45	690	679	665	643	635
55	509	503	488	468	461
65	335	333	318	305	300
75	173	173	165	159	156
85	47	46	44	41	40
90	0	0	0	0	0

For more information, visit our website at [www.pal-lighting.com](http://www.pal-lighting.com)



Precision Architectural Lighting 4830 Timber Creek Drive Houston, Texas 77017  
Tel 713.946.4343 Fax 713.946.4441 [www.pal-lighting.com](http://www.pal-lighting.com)



Made in America