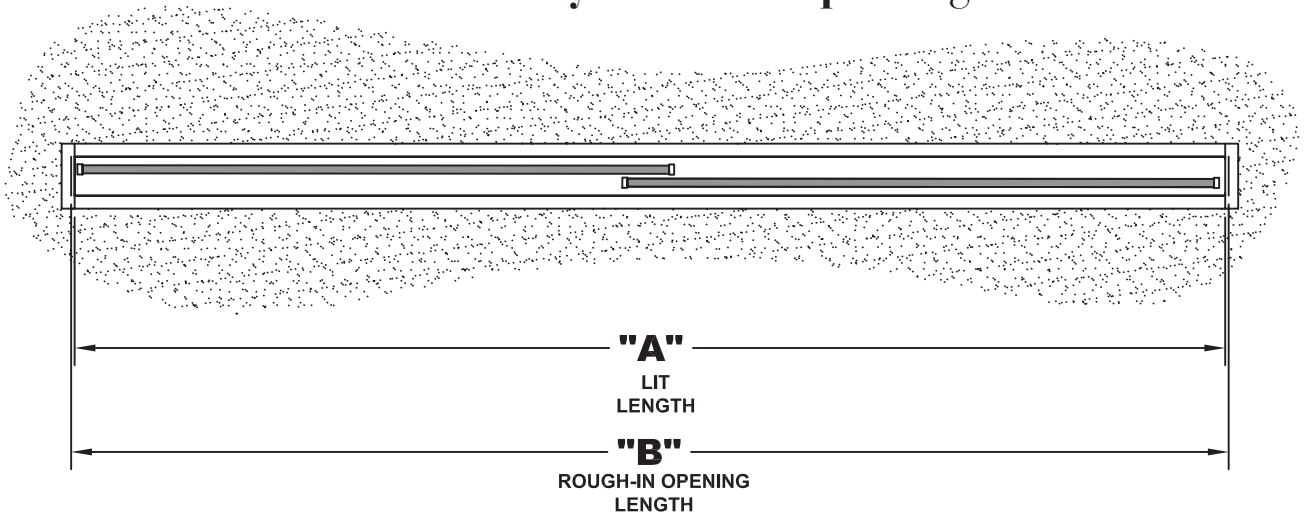






















Microlinea Recessed Series 3 — 1 - T8 Staggered Lamp Row Guide – Drywall Overlap Flange



NOMINAL LENGTH	DIM "A" LIT LENGTH	DIM "B" ROUGH-IN OPENING	ROW ARRANGEMENTS
2'	2'-0"	2'-0 3/4"	 One Piece Housing - Lamps Not Staggered
3'	3'-0"	3'-0 3/4"	 One Piece Housing - Lamps Not Staggered
4'	4'-0"	4'-0 3/4"	 One Piece Housing - Lamps Not Staggered
6'	5'-5 13/16"	5'-6 9/16"	 One Piece Housing
7'	7'-5 13/16"	7'-6 9/16"	 One Piece Housing
8'	8'-0"	8'-0 3/4"	 One Piece Housing
9'	8'-11 13/16"	9'-0 9/16"	 One Piece Housing
10'	10'-0"	10'-0 3/4"	 One Piece Housing
11'	11'-0"	11'-0 3/4"	 One Piece Housing
12'	12'-5 13/16"	12'-6 9/16"	 One Piece Housing
13'	13'-0"	13'-0 3/4"	 One Piece Housing
14'	13'-11 13/16"	14'-0 9/16"	 One Piece Housing
15'	15'-0"	15'-0 3/4"	 One Piece Housing
16'	15'-11 13/16"	16'-0 9/16"	 One Piece Housing
17'	17'-0"	17'-0 3/4"	 One Piece Housing
18'	18'-0"	18'-0 3/4"	 One Piece Housing
19'	18'-11 13/16"	19'-0 9/16"	 One Piece Housing
20'	20'-0"	20'-0 3/4"	 One Piece Housing
21'	20'-11 13/16"	21'-0 9/16"	 One Piece Housing
22'	22'-0"	22'-0 3/4"	 One Piece Housing

Contact Factory for Rows Longer than 22'

