

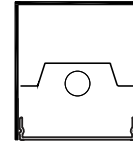
Microlinea™ Suspended Series 3 - Fluorescent

CatalogNumber	Type
ProjectName	

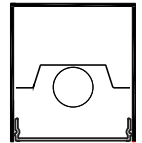


MLS3-D1 ♦ MLS3-D2


3 1/8" x 3 1/2" Direct
(T5, T5HO or T8 Lamps)



MLS3-D1
T5 or T5HO
Flush Lens Shown



MLS3-D1
T8
Flush Lens Shown



MLS3-D2
T5
Parabolic Baffle Shown

S P E C I F I C A T I O N S

Housing

One-piece .080" thick extruded aluminum. Die-cast aluminum end caps are secured with no visible fasteners. Standard lengths are nominal 4', 8' and 12'. Provisions may be made for patterns and continuous rows of any length.

Finish

Standard and premium finishes are baked powder coat electrostatically applied (2.0 mil minimum thickness) to assure aesthetics and durability. Standard finish for stems and canopies is white.

Direct Optical Controls

- (PB) 3/4" deep semi-specular aluminum parabolic baffle with blades on 1 1/2" centers
- (PBW) 3/4" deep white aluminum parabolic baffle with blades on 1 1/2" centers
- (LP) Flush clear extruded 100% DR acrylic linear prismatic lens
- (TWA) Flush translucent white extruded 100% DR acrylic lens
- (FC) Flush frosted clear extruded DR acrylic lens

Reflectors

Die-formed from .020" thick aluminum and finished with a high reflectance white enamel.

Ballast

- Standard ballasts for T5 and T5HO lamps are UL/CUL listed, Class P, HPF, electronic, universal 120/277volt, programmed rapid start with <10% THD.
- Standard ballasts for T8 lamps are UL/CUL listed, Class P, HPF, electronic, universal 120/277volt, instant start with <10% THD.

Circuitry

All fixtures are factory pre-wired for a single circuit. Provision for multiple switching/circuiting is optional.

Wiring

All fixtures intended for continuous rows are provided with factory installed quick-connect wiring.

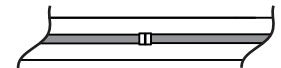
Controls

Contact factory for control by Occupancy Sensors, Photo Controls and Daylight Harvesting.

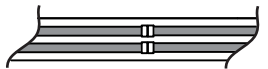
Certification

All fixtures are UL/CUL listed for use in 'Dry Applications'. 'Damp Location' is optional.

In-Line Lamps:

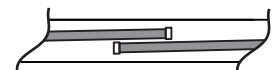


1 Lamp T5/T5HO
1 Lamp T8

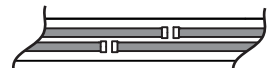


2 Lamp T5

Staggered Lamps:



1 Lamp T5 or T5HO



2 Lamp T5

Mounting

CT = Cable (15/16" Tbar) Fully Adjustable (36" Standard) (T8 only)
CN = Cable (Non-Tbar) Fully Adjustable (36" Standard)
P = Rigid Stem (Up to 48" Standard)
K = Swivel Stem (Up to 48" Standard)
J = Ceiling

Series

MLS3-D1
MLS3-D2

Standard Lengths:

4', 8' and 12'

MLS3-D1-IL-12-CN-PB-F01M-V-T5-[]

Lamp Configuration

IL
In-Line Lamps - T8,T5,T5HO

STG
*Staggered Lamps - T5,T5HO

*See Microlinea Row Guide Section for staggered lamp continuous row lengths.

Direct Optical Controls

PB
Semi-Specular Parabolic Baffle

PBW
White Parabolic Baffle

LP
Linear Prismatic Lens

TWA
Translucent White Acrylic Lens

FC
Frosted Clear Lens

Standard Finishes

F01M Matte White
Premium Finishes
F01G Gloss White
F02 Ivory
F03 Stonewash
F04 Camel
F05 Gray Day
F06 Pebble Beach
F07 Steel
F08 Gray Seal
F09 Mocha
F10 Bronzed
F11G Gloss Black
F11M Matte Black

F12 Ultrasonic Clear
F13 Merlot
F14 Red Skies
F15 Lemon
F16 Forest Hunter
F17 Olive
F18 Khaki
F19 Heather Green
F20 Blue Print
F21 Reflex Blue
F22 Navy
FCC Custom Color

Voltage

120
277
347

Lamp Type

T5
T5HO
T8

Options

SS(L/R) (Left/Right)
Lamp Row Switching (Common Neutral)
NLCKT
Night Light Circuit (Common Neutral)
EMCKT
Emergency Circuit (Separate Hot & Neutral)
EBPL
Emergency Battery Pack (635-700 Lumens)
EBPH
Emergency Battery Pack (975-1325 Lumens)

Dim
Dimming
FS
Fused Ballasts
GTD
Generator Transfer Device
AO
White Acrylic Baffle Overlay
DL
Damp Location
RS
Rapid Start Ballast



Precision Architectural Lighting

4830 Timber Creek Drive Houston, Texas 77017

Tel 713.946.4343 Fax 713.946.4441 www.pal-lighting.com

Made in America

Suspended/Ceiling

MLS3-D1

Direct - T5HO Lamp

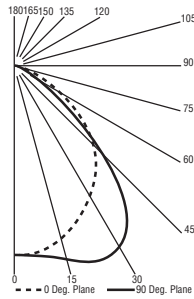
Semi-Specular Aluminum Parabolic Baffle

Catalog Number: MLS3-D1-4-X-PB-F01M-120-T5HO
Report Number: LTL#12718.ies

Luminaire Description: Extruded Aluminum Housing with White Aluminum Reflector and Semi-Specular Parabolic Baffle

Lamp: One Philips F54T5/850/HO/ALTO Rated at 4400 Lumens

Total Luminaire Efficiency = 51.3%
 0% Up 100% Down



MLS3-D1

Direct - T8 Lamp

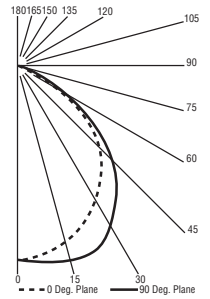
Semi-Specular Aluminum Parabolic Baffle

Catalog Number: MLS3-D1-4-X-PB-F01M-120-T8
Report Number: LTL#12727.ies

Luminaire Description: Extruded Aluminum Housing with White Aluminum Reflector and Semi-Specular Parabolic Baffle

Lamp: One Philips F32T8/TL835/ALTO Rated at 2850 Lumens

Total Luminaire Efficiency = 52.9%
 0% Up 100% Down



MLS3-D2

Direct - T5 Lamps

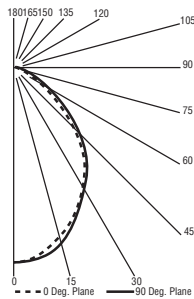
White Aluminum Parabolic Baffle

Catalog Number: MLS3-D2-4-X-PBW-F01M-120-T5
Report Number: LTL#12723.ies

Luminaire Description: Extruded Aluminum Housing with White Aluminum Reflector and White Parabolic Baffle

Lamps: Two Philips F28T5/835/ALTO Rated at 2610 Lumens Each

Total Luminaire Efficiency = 49.3%
 0% Up 100% Down



MLS3-D2

Direct - T5 Lamps

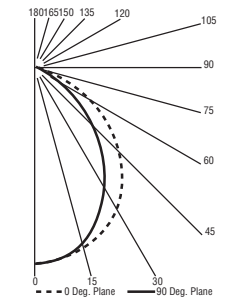
Linear Prismatic Acrylic Lens

Catalog Number: MLS3-D2-4-X-LP-F01M-120-T5
Report Number: LTL#12722.ies

Luminaire Description: Extruded Aluminum Housing with White Aluminum Reflector and Linear Prismatic Acrylic Lens

Lamps: Two Philips F28T5/835/ALTO Rated at 2610 Lumens Each

Total Luminaire Efficiency = 45.5%
 0% Up 100% Down



ML3WW-T5

Direct Wall Wash - T5 Lamp

Open Wall Wash Optical Control

Catalog Number: ML3WW-4'-X-F01M-120-T5
Report Number: LTL#19147.ies

Luminaire Description: Extruded Aluminum Housing with Specular Upper and Lamp Side Extrusions and Black Wall Side Extrusion

Lamp: One Philips F28T5/835/ALTO Rated at 2610 Lumens

Total Luminaire Efficiency = 56.0%
 0% Up 100% Down

