

Microlinea™ Series 3 Wall Wash - Fluorescent

(Nominal 2" Luminous Aperture)



S P E C I F I C A T I O N S

Housing

One piece .080" thick extruded aluminum. Die-cast aluminum end caps are secured with no visible fasteners. Standard nominal lengths are 4', 8' and 12'.

Optical Controls

- Open
- (CAE) Clear Acrylic Enclosure (Snap-in)

Finish

Standard and premium finishes are baked powder coat electrostatically applied (2.0 mil minimum thickness) to assure aesthetics and durability. Standard finish for stems and canopies is white. Finish of wall bracket arms and wall plate to match fixture housing.

Extended Arm Wall Brackets

Extruded aluminum arms with die-cast aluminum wall plate. Standard arm lengths are 12", 18", 24" and 30".

Reflector

Three piece extruded aluminum assembly. Upper and lamp side extrusions are specular. Wall side extrusion is baked "flat black" power coat to minimize glare to room side.

Ballast

Standard ballasts for T5 and T5HO lamps are UL/CUL listed, Class P, HPF, electronic, universal 120/277volt, programmed rapid start with <10% THD.

Circuitry

All fixtures are factory pre-wired for a single circuit.

Certification

All fixtures are UL/CUL listed for use in 'Dry Applications'. 'Damp Location' is optional.

Catalog Number

Type

Project Name

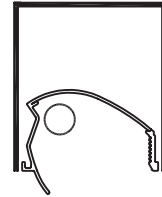
ML3WW

Suspended, Ceiling or Wall Mount

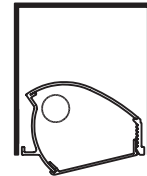
3 1/8" x 3 1/2" Direct
(T5 or T5HO Lamps)

Utilizing a single T5 or T5HO lamp and a precisely designed three-piece interlocking reflector system, the wall wash optics provide uniform illumination on vertical surfaces.

See Photometry section for photometrics. See reverse page for Standard Lengths & Mounting Centers.



ML3WW
T5 or T5HO



Shown with optional Clear Acrylic Enclosure (CAE)

Series
ML3WW

Mountings

- EA12 = 12" Extended Arm Wall Bracket
- EA18 = 18" Extended Arm Wall Bracket
- EA24 = 24" Extended Arm Wall Bracket
- EA30 = 30" Extended Arm Wall Bracket
- CT = Cable (15/16" Tbar) Fully Adjustable (36" Standard)
- CN = Cable (Non-Tbar) Fully Adjustable (36" Standard)
- P = Rigid Stem (Up to 48" Standard)
- K = Swivel Stem (Up to 48" Standard)
- J = Ceiling

ML3WW-4-EA24-F01M-120-T5HO-[]

Standard Lengths
4', 8' and 12'

Standard Finishes

- F01M Matte White
- Premium Finishes**
- F01G Gloss White
- F02 Ivory
- F03 Stonewash
- F04 Camel
- F05 Gray Day
- F06 Pebble Beach
- F07 Steel
- F08 Gray Seal
- F09 Mocha
- F10 Bronzed
- F11G Gloss Black
- F11M Matte Black
- F12 Ultrasonic Clear
- F13 Merlot
- F14 Red Skies
- F15 Lemon
- F16 Forest Hunter
- F17 Olive
- F18 Khaki
- F19 Heather Green
- F20 Blue Print
- F21 Reflex Blue
- F22 Navy
- FCC Custom Color

Voltage

- 120
- 277
- 347

Lamp Type

- T5
- T5HO

Options

- NLCKT**
Night Light Circuit (Common Neutral)
- EMCKT**
Emergency Circuit (Separate Hot & Neutral)
- EBPL**
Emergency Battery Pack (635-700 Lumens)
- EBPH**
Emergency Battery Pack (975-1325 Lumens)
- Dim**
Dimming
- FS**
Fused Ballasts
- GTD**
Generator Transfer Device
- DL**
Damp Location
- CAE**
Clear Acrylic Enclosure



Precision Architectural Lighting 4830 Timber Creek Drive Houston, Texas 77017
Tel 713.946.4343 Fax 713.946.4441 www.pal-lighting.com



Made in America

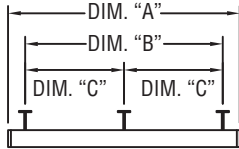
ML3WW - Wall Wash

Suspended, Ceiling or Wall Mount

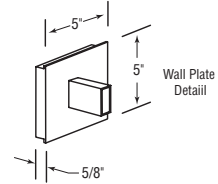
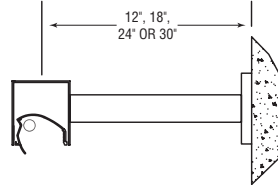
(T5 or T5H0 Lamps)

Standard Fixture Lengths and Mounting Centers

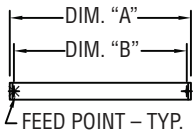
Wall Mount



FIXTURE LENGTH	MOUNTING CENTERS		
	DIM. "A"	DIM. "B"	DIM. "C"
48 7/8"	34 7/8"	—	—
95 5/8"	81 5/8"	—	—
142 3/8"	128 3/8"	64 3/16"	—



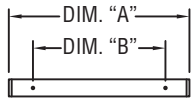
Cable Mount



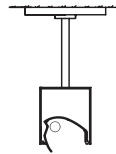
FIXTURE LENGTH	MTG. CENTERS
	DIM. "B"
48 7/8"	45 7/8"
95 5/8"	92 5/8"
142 3/8"	139 3/8"



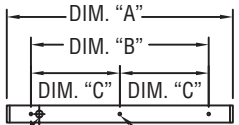
Stem Mount



FIXTURE LENGTH	MTG. CENTERS
	DIM. "B"
48 7/8"	34 7/8"
95 5/8"	81 5/8"
142 3/8"	128 3/8"



Direct Ceiling Mount



FIXTURE LENGTH	MOUNTING CENTERS		
	DIM. "A"	DIM. "B"	DIM. "C"
48 7/8"	34 7/8"	—	—
95 5/8"	81 5/8"	—	—
142 3/8"	128 3/8"	64 3/16"	—



3" (TYP)
 2" DIA. HOLE
 FEED POINT — TYP.
 5/16" DIA. MTG.
 HOLE — TYP.

PAL RESERVES THE RIGHT TO CHANGE PRODUCT DESIGN AND SPECIFICATIONS. CONTACT FACTORY FOR MOST RECENT PRODUCT INFORMATION.

