


Luminata II Series™

Catalog Number

Type

Project Name

Shown with Perforated Housing, Sculpted End Cap and Semi-Specular Parabolic Baffle



Shown with Slotted Housing, 6" Extended End and White Parabolic Baffle

LMSI/D04

12" x 3" Indirect/Direct (T8 Lamps)

S P E C I F I C A T I O N S

Housing

- (PH) Perforated Housing - Two-piece .070" thick extruded aluminum with perforated hole pattern on each side. Perforations to be .125" on .185" staggered centers and backed with a translucent white acrylic diffuser.
- (SL) Slotted Housing - Two-piece .070" thick extruded aluminum with slotted hole pattern on each side. Slots to be 1/4" wide by 1 7/8" long on 3" centers and backed with a translucent white acrylic diffuser.
- (SH) Solid Housing - Two-piece .070" thick extruded aluminum.

End Caps

- (SE) Sculpted End - .125" thick die-cast aluminum finished to match fixture housing and secured with no visible fasteners.
- (XE) Extended End - 6" extension of extruded aluminum housing with a .125" low profile die cast aluminum end cap finished to match fixture housing and secured with no visible fasteners.

Finish

Standard and premium finishes are baked powder coat electrostatically applied (2.0 mil minimum thickness) to assure aesthetics and durability. Standard finish for canopies is white.

Direct Optical Controls

- (PB) 1 1/4" deep semi-specular aluminum parabolic baffle with blades on 3" centers.
- (PBW) 1 1/4" deep white aluminum parabolic baffle with blades on 3" centers.
- (PRBW) 1 1/4" deep perforated white aluminum baffle with straight blades on 3" centers.

Reflectors

Die-formed from .020" thick high reflectance specular aluminum.

Ballast

Standard ballasts for T8 lamps are UL/CUL listed, Class P, HPF, electronic, universal 120/277volt, instant start with <10% THD.

Circuitry

All fixtures are factory pre-wired for a single circuit. Provision for multiple switching/circuiting is optional.

Wiring

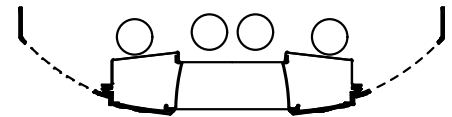
All fixtures intended for continuous rows are provided with factory installed quick-connect wiring.

Controls

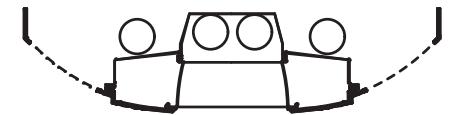
Contact factory for daylight and/or occupancy sensor controls.

Certification

All fixtures are UL/CUL listed for use in "Dry Applications". "Damp Location" is optional.



T8



Shown with Optional Isolation Reflector (IR)

Series	End Caps	Standard Lengths:	Mounting	Voltage	Lamp Type	Options
LMSI/D04	SE Sculpted End XE Extended End	4', 8' and 12' For Continuous Rows see Note below	CT = Cable (15/16" Tbar) Fully Adjustable (36" Standard) CN = Cable (Non-Tbar) Fully Adjustable (36" Standard)	120 277 347	T8	SS-I/O (Inboard/Outboard) Lamp Row Switching (Common Neutral Utilized) NLCKT Separate Night Light Circuit EMCKT Separate Emergency Circuit EBPL Emergency Battery Pack (635-700 Lumens) EBPH Emergency Battery Pack (975-1325 Lumens) Dim Dimming FS Fused Ballasts GTD Generator Transfer Device DC Clear Acrylic Dust Cover AO White Acrylic Baffle Overlay IR Isolation Reflector DL Damp Location
LMSI/D04-PH-SE-12-CT-PB-FO1M-V-T8-[]						
Housing Style	Direct Optical Controls	Standard Finishes				
PH Perforated	PB Semi-Specular Parabolic Baffle	F01M Matte White Premium Finishes F01G Gloss White	F13 Merlot			
SH Solid	PBW White Parabolic Baffle	F02 Ivory	F14 Red Skies			
SL Slotted	BWPF Perforated White Baffle	F03 Stonewash	F15 Lemon			
		F04 Camel	F16 Forest Hunter			
		F05 Gray Day	F17 Olive			
		F06 Pebble Beach	F18 Khaki			
		F07 Steel	F19 Heather Green			
		F08 Gray Seal	F20 Blue Print			
		F09 Mocha	F21 Reflex Blue			
		F10 Bronzed	F22 Navy			
		F11 Black	FCC Custom Color			
		F12 Ultrasonic Clear				

Note: For continuous rows over 12' specify nominal row length in 1' increments.



Precision Architectural Lighting 4830 Timber Creek Drive Houston, Texas 77017
Tel 713.946.4343 Fax 713.946.4441 www.pal-lighting.com

LMSI/D04

Indirect/Direct - T8 Lamps

Semi-Specular Baffle - Open Top

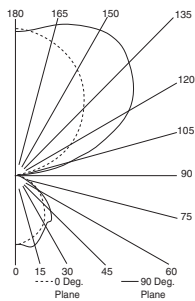
Catalog Number: LMSI/D04-PH-SE-4-C-PB-F01M-120-T8

Report Number: LTL#08686.ies

Luminaire Description: Extruded Aluminum Housing with Specular Aluminum Reflector and Semi-Specular Aluminum Baffle Open Top

Lamps: Four Philips F32T8/TL841 Rated at 2850 Lumens Each

Total Luminaire Efficiency = 82.2%
78% Up 22% Down



CANDELA DISTRIBUTION

	0.0	22.5	45.0	67.5	90.0	LUMENS
0848	848	848	848	848	848	
5	842	845	852	854	858	82
15	800	827	881	891	890	242
25	729	794	788	777	780	358
35	628	683	659	675	708	422
45	504	530	557	575	581	425
55	343	371	386	391	424	346
65	64	96	157	230	260	165
75	11	17	28	41	46	31
85	2	6	11	18	20	13
90	1	4	9	13	16	
95	63	183	182	173	168	190
105	342	656	774	779	780	729
115	646	991	1245	1348	1369	1134
125	932	1243	1546	1693	1746	1302
135	1189	1436	1755	1910	1968	1289
145	1406	1583	1832	2010	2064	1121
155	1579	1670	1849	1959	2005	840
165	1700	1727	1809	1875	1903	511
175	1765	1764	1776	1777	1780	169
180	1769	1769	1769	1769	1769	

COEFFICIENTS OF UTILIZATION - ZONAL CAVITY METHOD

Effective Floor Cavity Reflectance 0.20

RC	80				70				50				30				10				0
RW	70	50	30	10	70	50	30	10	50	30	10	50	30	10	50	30	10	50	30	10	0
0	83	83	83	83	73	73	73	73	56	56	56	40	40	40	25	25	25	18			
1	76	72	69	67	67	64	62	60	49	48	46	36	35	34	23	22	22	16			
2	69	64	59	55	61	57	53	50	44	41	39	32	30	29	21	20	19	14			
3	63	56	51	46	56	50	46	42	39	36	33	28	26	25	19	18	17	13			
4	58	50	44	39	51	45	39	36	35	31	28	25	23	21	17	16	15	11			
5	53	44	38	33	47	40	34	30	31	27	24	23	20	18	15	14	13	9			
6	49	39	33	29	43	35	30	26	28	24	21	20	18	16	14	12	11	8			
7	45	35	29	25	40	32	26	23	25	21	18	18	16	14	12	11	10	7			
8	41	32	26	22	37	29	23	20	22	19	16	16	14	12	11	10	8	6			
9	38	29	23	19	34	26	21	17	20	16	14	15	12	11	10	8	7	5			
10	36	26	20	17	32	23	19	15	18	15	12	14	11	9	9	8	7	5			

Semi-Specular Baffle - Isolation Reflector

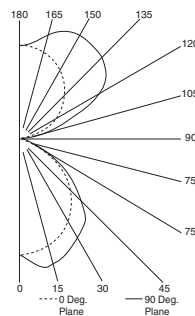
Catalog Number: LMSI/D04-PH-SE-4-C-PB-F01M-120-T8-IR

Report Number: LTL#08687.ies

Luminaire Description: Extruded Aluminum Housing with Specular Aluminum Reflector and Semi-Specular Aluminum Baffle with Isolation Reflector

Lamps: Four Philips F32T8/TL841 Rated at 2850 Lumens Each

Total Luminaire Efficiency = 64.9%
57% Up 43% Down



CANDELA DISTRIBUTION

	0.0	22.5	45.0	67.5	90.0	LUMENS
0	1227	1227	1227	1227	1227	
5	1218	1245	1274	1283	1290	122
15	1167	1259	1350	1364	1370	370
25	1074	1221	1243	1254	1268	564
35	932	1070	1080	1108	1142	673
45	756	858	888	894	909	670
55	538	595	582	572	591	514
65	98	141	195	238	264	195
75	12	18	28	40	45	32
85	1	6	11	16	19	12
90	1	4	8	12	14	
95	38	66	47	52	55	70
105	197	400	373	324	308	358
115	366	596	774	770	749	665
125	524	762	953	1071	1100	803
135	668	884	1063	1175	1215	784
145	789	940	1137	1221	1250	677
155	884	960	1116	1214	1247	503
165	950	969	1040	1101	1124	295
175	984	986	990	992	993	95
180	988	988	988	988	988	

COEFFICIENTS OF UTILIZATION - ZONAL CAVITY METHOD

Effective Floor Cavity Reflectance 0.20

RC	80				70				50				30				10				0
RW	70	50	30	10	70	50	30	10	50	30	10	50	30	10	50	30	10	50	30	10	0
0	68	68	68	68	62	62	62	62	51	51	51	41	41	41	32	32	32	28			
1	63	61	58	56	58	56	54	52	46	45	44	37	37	36	29	29	28	25			
2	58	54	50	47	53	49	46	44	41	39	37	34	32	31	27	26	25	22			
3	53	48	44	40	49	44	40	37	37	34	32	30	29	27	24	23	22	19			
4	49	43	38	34	45	39	35	32	33	30	28	27	25	23	22	21	19	17			
5	45	38	33	29	41	35	31	28	30	26	24	24	22	20	20	18	17	15			
6	41	34	29	25	38	31	27	24	27	23	21	22	20	18	18	16	15	13			
7	38	30	26	22	35	28	24	21	24	21	18	20	17	16	16	14	13	11			
8	35	27	23	19	32	25	21	18	22	18	16	18	15	14	15	13	11	10			
9	32	25	20	17	30	23	19	16	19	16	14	16	14	12	13	11	10	8			
10	30	22	18	15	28	21	17	14	18	14	12	15	12	10	12	10	9	7			

