


Luminata II Series™

Catalog Number	Type
Project Name	

Shown with Perforated Housing, Sculpted End Cap and Semi-Specular Parabolic Baffle



Shown with Slotted Housing, 6" Extended End and Linear Prismatic Lens

LMPI/D02

9 1/2" x 2 7/8" Indirect/Direct (T8, T5 or T5HO Lamps)

S P E C I F I C A T I O N S

Housing

- (PH) Perforated Housing - Two-piece .070" thick extruded aluminum with perforated hole pattern along front side. Perforations to be .125" on .185" staggered centers and backed with a translucent white acrylic diffuser.
- (SL) Slotted Housing - Two-piece .070" thick extruded aluminum with slotted hole pattern along front side. Slots to be 1/4" wide by 1 7/8" long on 3" centers and backed with a translucent white acrylic diffuser.
- (SH) Solid Housing - Two-piece .070" thick extruded aluminum.

End Caps

- (SE) Sculpted End - .125" thick die-cast aluminum finished to match fixture housing and secured with no visible fasteners.
- (XE) Extended End - 6" extension of extruded aluminum housing with a .125" low profile die cast aluminum end cap finished to match fixture housing and secured with no visible fasteners.

Finish

Standard and premium finishes are baked powder coat electrostatically applied (2.0 mil minimum thickness) to assure aesthetics and durability.

Direct Optical Controls

- (PB) 3/4" deep semi-specular aluminum parabolic baffle with blades on 1 1/2" centers.
- (PBW) 3/4" deep white aluminum parabolic baffle with blades on 1 1/2" centers.
- (LP) Clear extruded 100% DR acrylic linear prismatic lens.

- (DLP) Directional clear extruded 100% DR acrylic linear prismatic wall wash lens.
- (TWA) Translucent white extruded 100% DR acrylic lens

Reflectors

- Indirect - Die-formed from .020" thick aluminum and finished with a high reflectance white enamel.
- Direct for PB, PBW, LP and TWA Optical Controls - Die-formed from .020" thick aluminum and finished with a high reflectance white enamel.
- Direct for DLP Optical Control - Die-formed from .020" thick high reflectance specular aluminum.

Ballast

Standard ballasts for T5 and T5HO lamps are UL/CUL listed, Class P, HPF, electronic, universal 120/277volt, programmed rapid start with <10% THD.

Standard ballasts for T8 lamps are UL/CUL listed, Class P, HPF, electronic, universal 120/277volt, instant start with <10% THD.

Circuitry

All fixtures are factory pre-wired for a single circuit. Provision for multiple switching/circuiting is optional.

Wiring

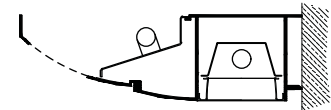
All fixtures intended for continuous rows are provided with factory installed quick-connect wiring.

Controls

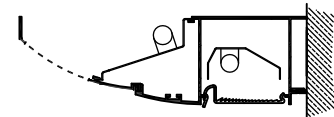
Contact factory for daylight and/or occupancy sensor controls.

Certification

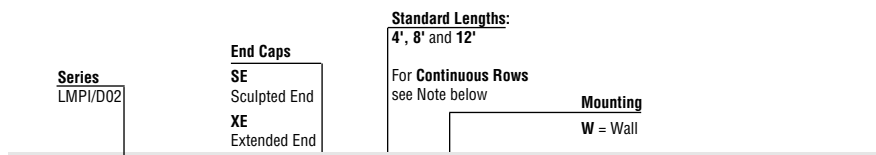
All fixtures are UL/CUL listed for use in "Dry Applications". "Damp Location" is optional.



LMPI/D02



LMPI/D02-DLP (N/A for T8)



LMPI/D02-PH-SE-12-W-PB-FO1M-V-T5HO-□

Housing Style	Direct Optical Controls	Standard Finishes	Voltage	Lamp Type	Options
PH Perforated	PB Semi-Specular Parabolic Baffle	F01M Matte White	120	T5	SS-U/L (Upper/Lower) Lamp Row Switching (Common Neutral Utilized)
SH Solid	PBW White Parabolic Baffle	Premium Finishes	277	T5HO	NLCKT Separate Night Light Circuit
SL Slotted	LP Linear Prismatic Lens	F01G Gloss White	347	T8 (N/A with DLP)	EMCKT Separate Emergency Circuit
	DLP Directional Linear Prismatic WWLens (N/A for T8 Lamps)	F02 Ivory			EBPL Emergency Battery Pack (635-700 Lumens)
	TWA Translucent White Acrylic Lens	F03 Stonewash			EBPH Emergency Battery Pack (975-1325 Lumens)
		F04 Camel			Dim Dimming
		F05 Gray Day			FS Fused Ballasts
		F06 Pebble Beach			GTD Generator Transfer Device
		F07 Steel			DC Clear Extruded 100% DR Acrylic Dust Cover
		F08 Gray Seal			AO White Acrylic Baffle Overlay
		F09 Mocha			PS4 4 Position Pull Chain Switch (120v)
		F10 Bronzed			DL Damp Location
		F11 Black			
		F12 Ultrasonic Clear			
		F13 Merlot			
		F14 Red Skies			
		F15 Lemon			
		F16 Forest Hunter			
		F17 Olive			
		F18 Khaki			
		F19 Heather Green			
		F20 Blue Print			
		F21 Reflex Blue			
		F22 Navy			
		FCC Custom Color			

Note: For continuous rows over 12' separate nominal row length in 1' increments.



LMPI/D02

Indirect/Direct

T8 Lamp

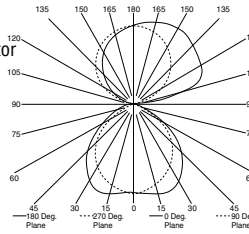
Catalog Number: LMPI/D02-PH-SE-4-W-PB-F01M-120-T8/T8

Report Number: LTL#07742.ies

Luminaire Description: Extruded Aluminum Housing with White Enamel Aluminum Reflector and Semi-Specular Aluminum Baffle Open Top

Lamps: Two Philips F32T8/TL841 Rated at 2850 Lumens Each

Total Luminaire Efficiency = 69.1%
56% Up 44% Down



T5H0 Lamp

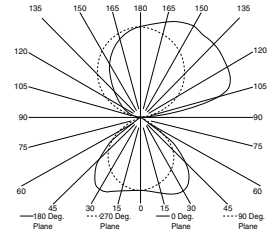
Catalog Number: LMPI/D02-PH-SE-4-W-PB-F01M-120-T5H0/T5H0

Report Number: LTL#07744.ies

Luminaire Description: Extruded Aluminum Housing with White Enamel Aluminum Reflector and Semi-Specular Aluminum Baffle Open Top

Lamps: Two Sylvania FP54/830/H0 Rated at 4400 Lumens Each

Total Luminaire Efficiency = 69.6%
63% Up 37% Down



CANDELA DISTRIBUTION

	LUMENS									
	0.0	22.5	45.0	67.5	90.0	112.5	135.0	157.5	180.0	
0	721	721	721	721	721	721	721	721	721	
5	722	725	726	719	713	719	723	720	723	69
15	757	742	719	693	676	690	717	742	753	203
25	755	738	703	645	620	648	700	733	753	319
35	667	651	638	580	540	583	631	638	656	384
45	538	515	498	483	430	482	487	494	519	376
55	355	336	326	321	298	314	308	315	330	281
65	71	94	96	65	46	57	83	75	51	83
75	25	24	21	14	12	12	13	13	11	18
85	15	12	9	8	5	6	6	5	3	9
90	8	5	5	4	2	3	1	2	2	
95	90	106	112	107	30	24	32	33	37	70
105	447	460	402	260	125	91	92	92	89	233
115	610	575	478	357	233	193	175	168	170	317
125	643	611	536	449	333	294	271	259	259	359
135	673	653	600	515	426	395	366	351	352	369
145	703	684	644	565	501	475	458	442	442	340
155	705	690	654	603	565	541	533	520	521	272
165	682	668	650	626	605	593	585	576	578	175
175	646	642	642	636	629	622	620	613	612	60
180	629	629	629	629	629	629	629	629	629	

CANDELA DISTRIBUTION

	LUMENS									
	0.0	22.5	45.0	67.5	90.0	112.5	135.0	157.5	180.0	
0	900	900	900	900	900	900	900	900	900	
5	912	907	908	901	896	900	901	900	902	86
15	960	940	908	872	850	866	897	922	933	255
25	1043	997	909	826	784	813	894	975	1012	417
35	1005	970	893	755	681	742	869	932	967	533
45	769	756	743	656	552	644	708	707	720	528
55	307	352	431	454	371	436	389	293	256	335
65	78	94	110	85	63	70	79	57	40	89
75	37	39	30	24	16	15	14	14	10	25
85	23	20	17	9	9	8	7	4	2	12
90	14	14	9	7	4	4	4	2	1	
95	149	177	220	265	55	41	64	64	67	145
105	1016	998	842	532	232	100	96	119	127	450
115	1203	1129	933	672	416	270	170	135	140	546
125	1246	1178	1019	839	592	471	338	268	258	611
135	1274	1215	1095	932	748	663	538	458	447	629
145	1274	1244	1165	1003	879	822	734	666	656	584
155	1269	1235	1159	1059	985	944	902	853	850	473
165	1203	1182	1145	1094	1054	1032	1011	996	999	305
175	1132	1121	1116	1104	1093	1084	1078	1070	1072	104
180	1097	1097	1097	1097	1097	1097	1097	1097	1097	

COEFFICIENTS OF UTILIZATION - ZONAL CAVITY METHOD

Effective Floor Cavity Reflectance 0.20

RC	80				70				50				30				10				0
RW	70	50	30	10	70	50	30	10	50	30	10	50	30	10	50	30	10	50	30	10	0
0	73	73	73	73	67	67	67	67	55	55	55	45	45	45	35	35	35	31			
1	67	65	62	60	62	60	58	56	50	48	47	41	40	39	32	32	31	27			
2	62	58	54	51	57	53	50	47	45	42	40	37	35	34	29	28	28	24			
3	57	51	47	43	52	47	43	40	40	37	35	33	31	29	27	25	24	21			
4	53	46	41	37	48	42	38	35	36	33	30	30	28	26	24	23	21	19			
5	48	41	36	32	44	38	33	30	32	29	26	27	24	22	22	20	19	17			
6	44	37	31	27	41	34	29	26	29	25	23	24	22	20	20	18	17	15			
7	41	33	28	24	37	30	26	23	26	22	20	22	19	17	18	16	15	13			
8	38	29	24	21	35	27	23	20	23	20	17	20	17	15	16	14	13	11			
9	35	27	21	18	32	25	20	17	21	17	15	18	15	13	14	12	11	9			
10	32	24	19	16	30	22	18	15	19	16	13	16	13	11	13	11	10	8			

COEFFICIENTS OF UTILIZATION - ZONAL CAVITY METHOD

Effective Floor Cavity Reflectance 0.20

RC	80				70				50				30				10				0
RW	70	50	30	10	70	50	30	10	50	30	10	50	30	10	50	30	10	50	30	10	0
0	72	72	72	72	66	66	66	66	53	53	53	42	42	42	31	31	31	26			
1	67	64	62	59	61	58	56	54	47	46	45	38	37	36	28	28	27	23			
2	61	57	53	50	56	52	49	46	42	40	38	34	32	31	26	25	24	21			
3	56	51	46	42	51	46	42	39	38	35	33	31	29	27	24	22	21	18			
4	52	45	40	36	47	41	37	34	34	31	29	27	25	24	21	20	19	16			
5	48	40	35	31	43	37	32	29	31	27	25	25	22	21	19	18	17	14			
6	44	36	31	27	40	33	28	25	27	24	21	22	20	18	17	16	15	12			
7	40	32	27	23	37	30	25	22	25	21	19	20	18	16	16	14	13	11			
8	37	29	24	20	34	27	22	19	22	19	16	18	15	14	14	12	11	9			
9	34	26	21	18	31	24	19	16	20	17	14	16	14	12	13	11	10	8			
10	32	24	19	16	29	22	17	14	18	15	12	15	12	10	11	10	8	7			

