


# AR300™ - Direct Suspended Series

Catalog Number	Type
Project Name	



## AR300-Direct-Susp.

3 3/8" Diameter Round - Direct Suspended Mount



### Housing

One-piece .070" thick extruded aluminum. Standard lengths are nominal 4', 8' and 12'. Provisions may be made for continuous rows of any length.

### End Caps

- (FE) Flat End - Die-cast aluminum finished to match fixture housing and secured with no visible fasteners.
- (SE) Sculpted End - Die-cast aluminum finished to match fixture housing and secured with no visible fasteners.

### Finish

Standard and premium finishes are baked powder coat electrostatically applied (2.0 mil minimum thickness) to assure aesthetics and durability.

### Direct Optical Control

(LOH) LED optimized high transmittance acrylic snap-in lens.

### Reflector/Heat Sink

.040" thick die-formed aluminum finished with a high reflectance white enamel.

### Circuitry

All fixtures are factory pre-wired for a single circuit. Provision for multiple switching/circuiting is optional.

### Wiring

All fixtures intended for continuous rows are provided with factory installed quick-connect wiring.

### Driver (Standard)

Osram-Sylvania "Optotronic" power supply is UL/CUL recognized, 0-10V dimming available, 120-277 universal voltage. 347V is available.

### Light Engine (Standard)

LED light source available standard for 3000K, 3500K and 4000K CCT, in high and medium light outputs, and 80 or 90 CRI. Standard outputs:

#### HO -High Output (LOH)

\*3679 Total Delivered Lms. at 28 System Watts

#### MO -Medium Output (LOH)

\*2503 Total Delivered Lms. at 19 System Watts

(\*All values per 4' using 4000K LED modules)

### Driver (Tunable White)

EldoLED power supply is UL recognized, DALI or DMX available, 120-277 universal voltage.

### Light Engine (Tunable White)

Tunable White LED light source available for 2700K thru 6500K CCT, and 80 or 90 CRI. Contact factory for available outputs.

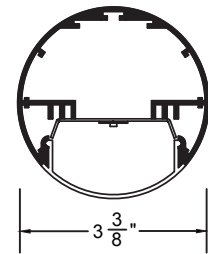
\*Due to continued advancement in LED technology, lumen performance is subject to change. Please visit our website for the most up-to-date information.

### Integral Controls

Contact factory for daylight and/or occupancy sensor controls.

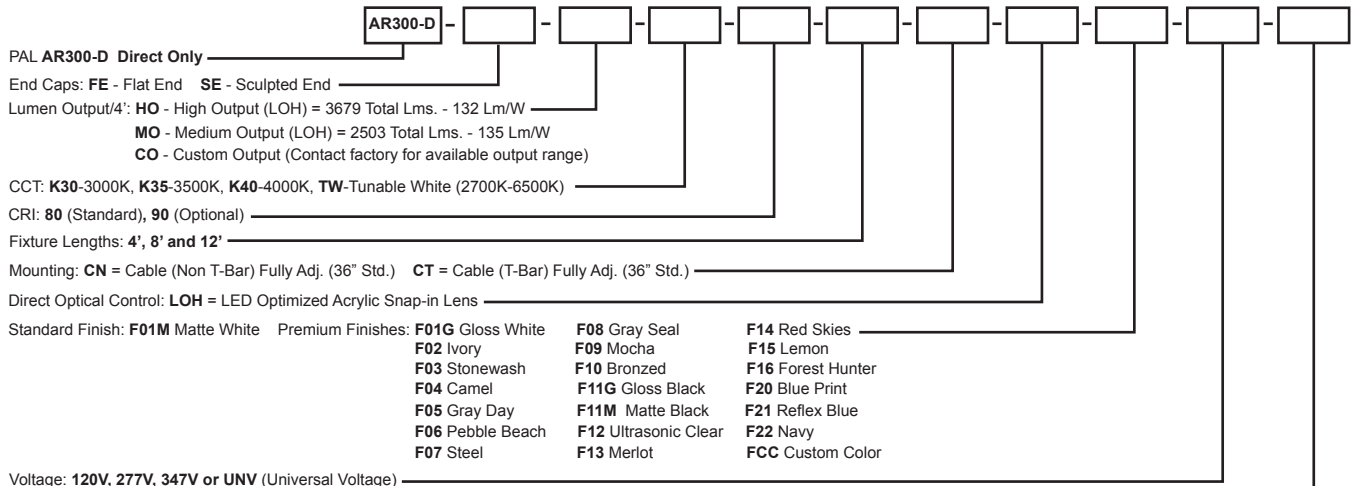
### Certification

All fixtures are ETL listed for use in 'Dry or Damp' Locations.



AR300-D-HO-C-LOH  
AR300-D-MO-C-LOH

Sample Catalog Number: AR300-D - FE - HO - K40 - 80 - 4 - CN - LOH - F01M - 120 - DIM10



Voltage: 120V, 277V, 347V or UNV (Universal Voltage)

Options: NLCKT = Night-Light Circuit (Common Neutral) EMCKT = Emergency Circuit (Separate Hot & Neutral) EBPLST = Self-Testing Emergency Battery Pack (6 Watt)

EBPHST = Self-Testing Emergency Battery Pack (10 Watt) DALI = DALI Protocol Driver(Tunable White) DMX = DMX Protocol Driver (Tunable White)

DIM10 = Dimming to 10% DIM1 = Dimming - to 1% DIM0 = Dimming - to 0% (Dark) FS = Fused Drivers DL = Damp Location



Precision Architectural Lighting 4830 Timber Creek Drive Houston, Texas 77017  
Tel 713.946.4343 Fax 713.946.4441 www.pal-lighting.com



Made in America